



IDA Annual Conference

Great Southern Hotel | Killarney | April 25-27, 2024



DENTAL
CONNECTIONS:
IDA/AAFP 2024



American Academy of
Fixed Prosthodontics

ADA C·E·R·P® | Continuing Education
Recognition Program

VISIT DMI AT THE
**IDA ANNUAL
CONFERENCE**

STAND G1



Scan, Design & Print

SCANNERS & 3D PRINTERS ON THE STAND

Product Demos

TRY BEFORE YOU BUY!

Conference Promotions

FANTASTIC OFFERS ON EQUIPMENT
& CONSUMABLES!

DMI offers integrated digital dental solutions, from intraoral 3D scanners to dental 3D printers.

Meet Vanja, our scanner and 3D printing specialist who will be on hand to demo the latest innovations in digital dentistry.



WELCOME FROM THE PRESIDENT

Fáilte go Ciarraí 2024.

It gives me great pleasure to present to you details of our forthcoming Annual Conference 2024 – Dental Connections.

We return to the Kingdom and the beautiful venue of the Great Southern Hotel, Killarney, from Thursday to Saturday, April 25-27.

This year I am delighted to work in collaboration with the American Association of Fixed Prosthodontics (AAFP) to bring you a dedicated prosthodontic programme on Friday and Saturday mornings.

I am very grateful to this year's conference committee. Chaired by Dr Kieran O'Connor, and comprising Drs Mary O'Keeffe, Aisling Donnelly, Aoife Crotty, Daniel Collins, Ms Elaine Hughes, and Ms Aoife Kavanagh, the Committee has worked hard to produce a comprehensive scientific programme. We are very fortunate to have some outstanding national and international speakers to present on a variety of topics. I am especially pleased to welcome Dr Carl Driscoll (prosthodontics), Dr Monik Vasant (restorative), Dr Linda Greenwall (tooth whitening), and Prof. Kathryn Harley (paedodontics).

We are also delighted to have invited well-known Irish speakers to present to us because of their proven track record in delivering high-quality research and clinically relevant presentations.

Our pre-conference day on the Thursday represents a great opportunity to improve clinical skills in endodontics with Dr Bob Philpott, composites with Dr Dipesh Parmar, tooth whitening with Dr Linda Greenwall, implant preparation design with Dr Seamus Sharkey, and sedation with Prof. Paul Brady and Dr Catherine Gallagher. This year we are also delighted to have a hands-on course for dental hygienists on Saturday.

We will have three sessions running in parallel on Friday and Saturday mornings. Any delegate can join any programme at any stage. On Saturday we will also have our dental nurses' programme.

Once again, we welcome the involvement of our dental supply colleagues, who will showcase the most up-to-date equipment and services on Friday and Saturday. Their presence at and sponsorship of the Conference allows us to put together such a varied programme of speakers and to attract speakers from abroad.

Our annual golf competition will take place on both Wednesday and Thursday, April 24 and 25. Our Annual Dinner will take place on Friday, April 26, at the Great Southern Hotel – all are welcome.

Remember to include Dental Connections in your diary for 2024.



I look forward to seeing you there!

Dr Rory Boyd
President Elect

FÁILTE ÓN UACHTARÁN

Fáilte go Ciarraí 2024.

Is mór an phribhléid dom na sonraí don Chomhdháil bhliantúil atá le teacht i 2024 a chur ós bhur gcomhair – Naisc Déidliachta. Fillfimid ar an ríocht agus an suíomh álainn in Óstán an Great Southern i gCill Áirne ón Déardaoin go Satharn, 25-27 Aibreán.

I mbliana, tá riméid orm comhoibriú i dteannta Cumann Mheiriceánach de Phróstadontaigh Buan (AAFP) chun clár dírithe ar phróstadontaic ar maidin Dé hAoine agus Dé Sathairn.

Táimse an-bhuíoch don gcoiste i mbliana. I dteannta an Chathaoirleach, An Dr. Ciarán Ó Conchubhair, tá na dochtúirí Máire Uí Chaoimh, Aisling Ní Dhonghaile, Aoife Ní Chrotaigh, Domhnall Ó Coileáin agus Elaine Hughes, tá an choiste tar éis sár iarracht a dhéanamh chun clár leathan eolaíochta a sholáthair dúinn. Tá seans linn go bhfuil aoi-chainteoirí náisiúnta agus idirnáisiúnta iontacha againn, chun cur i láthair a dhéanamh ar ábhair éagsúla. Táim thar a bheith sásta fáilte a chur roimh an Dr. Carl Ó Drisceoil (Próstadontaic), An Dr. Monik Vasant (Athnuachan), An Dr. Linda Greenwall (Bánú na bhFiacal), agus an tOllamh Kathryn Harley (Paedodontaic). Tá áthas orainn aoi-chainteoirí Éireannacha a bheith againn chun labhairt linn de bharr an sár obair atá déanta acu le blianta beaga anuas agus taighde do ardchaidheán agus taispeántaisí cuí a chur ós ár gcomhair.

Tá seans againn ár scileanna endodontaic a fheabhsú ar an nDéardaoin, leis An Dr. Bob Philpott, ár scileanna le líontaí bána a fheabhsú leis An Dr. Dipesh Parmar, ár scileanna le bánú na bhfiacal a fheabhsú leis An Dr. Linda Greenwall, ár scileanna le dearadh ionphlandú fiacal leis An Dr. Séamus Ó Searcaigh agus ár scileanna le támhú comhfiosach leis An tOllamh Pól Ó Brádaigh agus An Dr. Catherine Ní Ghallchóir. Beidh cúrsa ar fáil ar an Satharn do gach sláinteolaí béil.

I mbliana, beidh trí sheisiún ar siúl ag an am céanna maidin De hAoine agus Dé Sathairn. Is féidir leis na baill bualadh isteach go dtí aon seisiún ag aon am. Ar an Satharn, beidh clár speisialta dos na altraí déidliachta. Arís cuirfimid fáilte roimh ár gcairde a bhíonn ag soláthair uirlisí fiacloireachta agus beidh an treallamh agus seirbhísí is nua-aimsirí á dtaispeáint acu ar an Aoine agus ar an Satharn. Tugann an urraíocht a thugann siad don gComhdháil an seans dúinn clár leathan do chainteoirí a mhealladh anseo ó thíortha i bhfad i gcéin. Beidh an comórtas gailf bliantúil ar siúl ar an gCéadaoin agus ar an nDéardaoin, 24 agus 25 Aibreán. Beidh an dinnéar bliantúil ar siúl ar an Aoine, 26 Aibreán in Óstán an Great Southern. Fáilte roimh chách. Bí cinnte na dátaí don Chomhdháil 2024 a bhreacadh sa dialann.

Ag siúl go mór sibh a fheiscint ins an Ríocht!

Dr Rory Boyd
Uachtarán Tofa



SureSmile® Clear Aligners
Grow your practice with Predictable Results*, Training and Support.



Primescan® & CEREC®
Less Work For You. More Joy For Your Team.



EV Implant Family
One Ecosystem. One Connection. Your Choice.

AstraTech Implant System® EV
DS PrismaTaper®
DS OmniTaper®

The Future Of Dentistry Is Here



Visit the Dentsply Sirona team at the 2024 IDA Annual Conference - Stand B9. Discover a new digital future for efficiency, profitability and growth for your clinic or lab. dentsplysirona.com


* Based on an analysis of global SureSmile aligner cases conducted between Jan. 2019 - Dec. 2021. Data on File

The worldwide best selling glass ceramic*

IPS e.max CAD


#simplytrustthedata

- Clinically proven for over 10 years*
- 97.2% survival rate*
- High biaxial flexural strength of 530 MPa*
- Faster than ever*




IPS e.max® CAD
MT A2
C14
ivoclar

*Scan here to learn more!



ivoclar.com/en_gb/ipsemacsd

ivoclar.com
Making People Smile



Venus® PURE

CHOOSE IT. USE IT. LOVE IT.



kulzer.com/venus-pure

TAKE IT EASY.



Do you want to reduce chair time while delivering anterior and posterior restorations effortlessly in monochromatic layering only?

With the four new **Venus Pearl Pure Shades**, you will meet your patients' demands while simplifying your workflow to the max.



Find out more by visiting stand B01
Ryan.maguire@kulzer-dental.com
Tel: 07825 343920

kulzer.com/venus
©2024 Kulzer Ltd



MITSUBI CHEMICALS GROUP

Kin Dental
The Professionals Choice

PerioKIN Hyaluronic 1% Mouth Gel
THE 1% THAT CHANGES EVERYTHING

- Chlorhexidine DG: 0.20%
- Hyaluronic acid: 1%
- Optimal Bio-adhesiveness




KIN



marketing @pamex.ie

INTRODUCTION

REGISTRATION

All delegates must book/register to attend any part of the Conference. To book please go to www.dentist.ie. No guests or unregistered delegates are permitted to access any part of the Conference area, including the trade show area.

The registration desk will be open at the following times:

- Thursday 8.30am-3.00pm (for pre-Conference bookings only)
- Friday 8.00am-4.00pm
- Saturday 8.30am-3.00pm

CONFERENCE BADGES

Please wear your name badge at all times in the Conference areas. Conference badges must be shown/worn in order to access any lecture hall or trade show area.

ANNUAL DINNER

The Annual Dinner will take place on Friday, April 26. Drinks reception from 7.00pm. Dinner followed by dancing. Dress code is black tie. A seating plan will be in use.

ADA CERP® | Continuing Education Recognition Program

Irish Dental Association is an ADA CERP Recognised Provider. ADA CERP is a service of the American Dental Association to assist dental professionals in identifying quality providers of continuing dental education. ADA CERP does not approve or endorse individual courses or instructors, nor does it imply acceptance of credit hours by boards of dentistry. Irish Dental Association designates this activity for minimum 12 continuing education credits. (Friday and Saturday)

CONFERENCE COMMITTEE




Kieran O'Connor
Chairman

Daniel Collins

Aoife Crotty

Aisling Donnelly



Mary O'Keeffe

Elaine Hughes

Aoife Kavanagh



PROGRAMME COLOUR CODE AND CONTENTS

PRE-CONFERENCE PROGRAMME

6

CONFERENCE PROGRAMME

10

DENTAL NURSES' PROGRAMME

13

DENTAL HYGIENISTS COURSE

13

A dedicated Nurses' Programme will take place on Saturday, April 27. Dental hygienists and practice managers are welcome to attend any of the sessions on Friday and Saturday.



Going through the 'correct' motions: endo from start to finish

Dr Bob Philpott

FULL-DAY HANDS-ON COURSE (9.00AM-5.00PM)

There's no question that root canal treatment can be complex. Complex access, complex canals, complex restorations. Often, when stress levels rise, we lose sight of the principles to follow and this results in further stress and less than ideal outcomes.

This full-day hands-on course will focus on the processes to follow to get the best results during root canal treatment. Using simulated teeth, we will practice hand and rotary instrumentation techniques, troubleshoot and overcome lifelike problems, and obturate and restore our preparations. The emphasis will be on hands-on techniques and understanding the main processes that, if followed, will ensure success in your daily work.

At the end of the course, attendees will:

1. Recognise the importance of gaining adequate access to the root canal system.
2. Apply simple principles and techniques to get to the apex quickly.
3. Develop techniques to make their root canal instrumentation quicker and more predictable.
4. Understand the steps of obturation and apply these in practice.
5. Utilise tips and techniques to restore root-filled teeth to optimise outcomes.



Mini smile makeover – one-day hands-on anterior composite masterclass

Dr Dipesh Parmar

FULL-DAY HANDS-ON COURSE (9.00AM-5.00PM)

Minimally invasive aesthetic dentistry should not compromise the remaining dentition any more than is absolutely necessary to secure pleasing form, colour and alignment, while providing long-term stability and function.

Dipesh will guide delegates from basic principles of mini smile design all the way to predictable clinical strategies for the most common situations, and marketing and fee setting. The course combines close over-the-shoulder mentoring on several hands-on exercises with looped video playback of each step to ensure that each delegate stays on track.

This course is designed to take dentists of all skill levels to the next level, beginning with a simple anatomy and polishing exercise, and culminating in the full restoration of a peg-shaped lateral.

Educational objectives:

- case assessment and treatment planning for direct anterior restorations;
- analysis of dental optical properties for reproduction;
- photography tips for the anterior zone;
- material science to optimise aesthetics and function;
- material selection to emulate enamel translucency and dentine opacity;
- simplified and systematic shade selection protocol;
- mastering anterior isolation techniques;
- marginal preparations and substrate treatment;
- accurate and rapid reproduction of lingual contour and incisal edge form using a silicone index;
- basic and advanced resin layering techniques;
- material management to create seamless and invisible restorations;
- recreation of mamelons, craze lines, internal characterisations and incisal halos;
- when, where and why to use opaquers;
- how to create tight contacts and anatomical emergence profiles;
- anatomy of the anterior tooth;
- contouring and finishing restorations to create form and texture;
- polishing restorations to impart long-term gloss and lustre; and,
- clinical step-by-step cases illustrating the management of:
 - class IIIs;
 - class IVs;
 - class Vs;
 - edge bonding;
 - direct resin veneer;
 - peg lateral;
 - diastema closure;
 - discoloured anterior tooth; and,
 - toothwear.

Hands-on component:

- direct resin veneer; and,
- peg lateral build-up: advanced polychromatic layering technique.

PRE-CONFERENCE PROGRAMME

Thursday, April 25



Facial aesthetics

Drs Mairead Browne, Paul Kielty and Sarah Kate Quinlivan

FULL-DAY LECTURE AND DEMO (9.00AM-5.00PM)

A deep dive into the world of botulinum toxin treatments and how they may be applied to your daily practice as a general dentist. On this full-day agenda we will address the history, pharmacology, and clinical applications of botulinum toxin treatments. There will also be anatomy sessions. We will explore how to correctly assess your patients and close our session with clinical demonstrations on live patients, looking at different injection techniques and patterns. We will also address the business side of aesthetics, outlining our varied career paths into maxillofacial surgery combined with aesthetics, general dentistry combined with aesthetics, and working full-time in aesthetic practice. We will also provide guidance on training to provide these treatments effectively and safely in your own practice.



Preparation design in fixed prosthodontics

Dr Seamus Sharkey

FULL-DAY LECTURE AND HANDS-ON COURSE (9.00AM-5.00PM)

Course outline

This course will provide a hands-on tutorial on preparation design in fixed prosthodontics. The full-day course will consist of practical demonstrations of preparation techniques and designs, involving live demos and delegate participation using electric micro-motors on phantom head models. In addition, there will be informal mini-lectures accompanying each segment to try and explain the principles and techniques involved in tooth preparation. At all stages the goal will be to pass on as much practical and useful information to delegates as possible in order to benefit their everyday practice.

Course objectives

The main areas to be covered are:

- classic and modern principles of tooth preparation;
- practical and useful information for everyday clinical use in fixed prosthodontics;
- a combination of hands-on and informal didactic discussions to add to existing clinical knowledge; and,
- increased confidence in material selection and preparation design.

Learning outcomes

Attendees will:

- gain a deeper understanding of the principles of successful crown and bridge design and clinical techniques, and how to apply them;
- know when to apply different designs to different clinical scenarios; and,
- gain enhanced theoretical and manual skills for tooth preparation.

 **COLTENE**
Upgrade Dentistry



Sedation – an update

Prof. Paul Brady and Dr Catherine Gallagher

HALF-DAY LECTURE (9.30AM-12.30PM OR 2.00PM-5.00PM)

A short refresher course for those practising intravenous benzodiazepine conscious sedation for dentistry.

Intended learning outcomes:

- safely and appropriately deliver patient care in compliance with the most recent Dental Council Code of Practice regarding Dental Conscious Sedation;
- adopt an evidence-based approach to conscious sedation;
- evaluate the risks and benefits of treatment under conscious sedation, including patient selection criteria;
- describe how to monitor a patient receiving conscious sedation;
- identify, assess and manage complications; and,
- implement a team-based approach to patient care.

The course will be:

- delivered over three hours with both didactic and practical components; and,
- presented by Prof. Paul Brady and Dr Catherine Gallagher from Cork University Dental School and Hospital.



Whitening and white spot eradication with ICON

Dr Linda Greenwall

TWO-HOUR WORKSHOP (12.30PM-2.30PM OR 3.00PM-5.00PM)

This course is designed specifically for dentists who would like to expand their knowledge and develop their skills by providing tooth whitening and resin infiltration for patients. The course is both theory and hands on, in line with General Dental Council (GDC) Scope of Practice and enhanced CPD, while following the European and UK legislation concerning tooth-whitening products.

Linda shares her wealth of knowledge and experience by explaining the scientific research behind tooth whitening and resin infiltration, and discussing how the three classification categories of tooth-whitening techniques are vital to assist with treatment planning for predictable and successful outcomes. White spot eradication and how to combine this with further minimally invasive aesthetic treatment will also be discussed in detail.

Delegates will have the opportunity to practice applying gel for home whitening treatment, isolation for in-surgery procedures, and techniques for microabrasion and ICON.

Aim:

To provide delegates with knowledge and the opportunity to develop the skills to carry out safe and appropriate tooth whitening and white spot eradication to achieve successful results for their patients.

Learning outcomes

At the end of the session, delegates will be able to:

1. Relate to the scientific research of tooth whitening and dental bleaching.
2. Recall the process of tooth whitening and dental bleaching.
3. Summarise the key points of the EU Directive concerning tooth-whitening products.
4. Identify the various tooth-whitening and dental bleaching techniques.
5. Explain the causes of sensitivity and patient management during treatment.
6. Discuss strategies to manage problems associated with tooth whitening and dental bleaching.
7. Develop programmes for effective tooth whitening and dental bleaching for patients and your practice.
8. Apply home whitening gel safely into patients' trays.
9. Perform in-surgery isolation safely.
10. Demonstrate how to carry out resin infiltration (ICON).

CanalPro X-Move

Includes integrated Apex Locator

The wireless CanalPro X-Move endomotor provides two movement modes, a full rotation and a reciprocation motion for all common file systems.

- Continuous rotation and a reciprocation motion for all common file systems
- Pre-programmed settings for COLTENE file systems saves preparation time
- Intuitive control display for easy handling
- Insulated contra angle with super mini-head and slim neck - convenient usage and free field of view

Normal
contra angle
head & neck

CanalPro X-Move
contra angle
super mini-head
& slim neck

Have a demonstration on
Stand S2

Buy a CanalPro X-Move
and get an additional
CONTRA ANGLE HEAD
FREE!

LEARN MORE

Control display: One REC 400rpm REC 4.0Nem

Contact your COLTENE Territory Manager - Nick O'Keeffe
Mob: +353 8641 35766 Email: nicholas.okeeffe@coltene.com www.coltene.com

COLTENE

BECAUSE SO MANY RELY ON YOU...

Dental Consumables

Dental Equipment

Business Solutions

Technology Solutions

YOU CAN RELY ON US

Rely on Henry Schein's network of trusted advisors to help take care of your business, so you can focus on taking care of your patients.

Visit Henry Schein Ireland at stand S3 at the IDA, AGM 25 -27 April 2024

9

CONFERENCE PROGRAMME


Friday, April 26

PROGRAMME 1


GREAT ROOM A

PROGRAMME 2

GREAT ROOM B


9.00am–10.00am
Dr Seamus Sharkey
 How current restorative materials influence our tooth preparation in fixed prosthodontics


9.00am–10.00am
Dr Kathryn Harley
 The restorative treatment of enamel defects in children


10.00am–11.00am
Prof. Francesco Mannocci
 Restoring root-filled teeth: what is important to improve survival?


10.00am–11.00am
Dr Susan O'Connell
 Maintaining control in aligner orthodontics

11.00am–11.30am COFFEE BREAK

11.30am–12.15pm
Dr Linda Greenwall
 The single discoloured tooth, vital and non-vital tooth whitening


11.30am–12.15pm
Dr Neysan Chah
 Beyond the routine: enhancing dental care for orofacial pain patients

12.15pm–1.00pm
Prof. Paul Brady
 Sedation – an Irish perspective


12.15pm–1.00pm
Dr Emily Clarke
 These teeth have perio pockets – what should I do?



1.00pm–2.00pm LUNCH

2.00pm–2.45pm
Dr Martin Foster
 The second dentist dilemma (or what am I supposed to do with this?)


2.00pm–2.45pm
Dr Eimear McHugh
 Dealing with difficult extractions

2.45pm–3.30pm
Dr Michael Freedman
 No teeth, no bone, no options? Managing the edentulous maxilla


2.45pm–3.30pm
Dr Mairead Browne
 Botulinum toxin – where are we now? An overview of the evolution of botulinum toxin and tips and tricks to advance your toxin practice and navigate the latest trends

3.30pm–4.00pm COFFEE BREAK

4.00pm–4.15pm COSTELLO MEDAL PRESENTATION

4.00pm–4.45pm
Dr Aida Ben Cheikh
 Forensic sciences and odontology: when teeth head from evidence to identity

4.00pm–4.45pm
Dr Sheila Galvin
 Oral medicine for GDPs

4.45pm–5.30pm
Dr Mahrukh Khwaja
 Can positive psychology make you healthier and happier?


CONFERENCE PROGRAMME

Saturday, April 27

PROGRAMME 1

GREAT ROOM A

PROGRAMME 2

GREAT ROOM B

9.00am-10.00am

Dr Marc Leffler

Why do patients sue? A US perspective



10.00am-11.00am

Dr Kieran Daly and Mr Dylan Murray
Orthodontics, orthognatic surgery and the restorative interface

10.00am-11.00am

Dr Monik Vasant
Composite artistry – part 1



11.00am-11.30am COFFEE BREAK

11.30am-12.15pm

Prof. Francesco Mannocci
Cone beam CT in endodontics: instructions for use for the general dentist

11.30am-12.15pm

Dr Ahmed Kahatab
Oral care for the frail older person

12.15pm-1.00pm

Dr Donal Blackwell
Resin-bonded bridgework: mainstream and off-label applications

12.15pm-1.00pm

Ms Anne Marie McGarrigle
Radiation protection in dental practice



1.00pm-2.00pm LUNCH

2.00pm-3.00pm

PANEL DISCUSSION ON HOW TO DEAL WITH THE CRACKED TOOTH

3.00pm-4.00pm

Dr Monik Vasant
Composite artistry – part 2



3.00pm-4.00pm

Dr Mike Gow
Clinical and practical tips in managing anxious patients



4.00pm CLOSE OF CONFERENCE



AAFP PROGRAMME

ALL CONFERENCE DELEGATES ARE WELCOME TO ATTEND.

Friday, April 26

Saturday, April 27

AUDITORIUM

AUDITORIUM

9.00am–10.00am	Prof. Carl Driscoll Just because we can, doesn't mean we should
10.00am–11.00am	Dr Anne Gunderman Digital dentistry in the fourth dimension
11.00am–11.30am COFFEE BREAK	
11.30am–12.15pm	Dr Advan Moorthy Shade selection and communication
12.15pm–1.00pm	Dr Ariel Raigrodski The evolution of zirconia from a framework to a monolithic restorative material – an evidence-based clinical perspective

9.00am–10.00am	Prof. Brian O'Connell Lip service—can we provide oral healthcare for an ageing population?
10.00am–11.00am	Dr Kenneth Malament An advanced perspective on lithium disilicate restorations in the age of zirconia
11.00am–11.30am COFFEE BREAK	
11.30am–12.15pm	Dr Radi Masri Peri-implantitis: what is inside dental implants?
12.15pm–1.15pm	Dr Ronan Allen Bone and soft tissue healing after tooth extraction

PRESIDENT'S ANNUAL DINNER

Friday, April 26



The Annual Dinner takes place on Friday, April 26, at the Great Southern, Killarney.

Tickets €95. All delegates and supplier sponsors welcome.

Dress code: Black Tie.

DENTAL NURSES' PROGRAMME

Saturday, April 27

9.30am–10.30am

Dr Simon Shawe, DMI
Maintaining and looking after your dental equipment

10.30am–11.15am

Dr Catherine Gallagher
Medical emergencies for dental team members



11.15am–11.45am TEA/COFFEE

11.45am–12.45pm

Dr Kieran Daly and Dr Hamza Malik
Dental photography 101

12.45pm–1.45pm LUNCH

1.45pm–2.30pm

Dr Ahmed Kahatab
Treating the older patient

2.30pm–3.30pm

Dr Noel Kavanagh
Managing difficult interactions



HANDS-ON PRACTICAL COURSE – DENTAL HYGIENISTS

Saturday, April 27 (9.00am-5.00pm)

Comprehensive implant supportive management for dental hygienists

To be able to assess, manage and support patients pre- and post-implant treatment.

Objectives:

- discuss the anatomical differences between implants and natural teeth and be able to classify peri-implant health and disease;
- discuss the common risk factors for implant disease;
- heighten awareness of the basic principles of peri-implant disease management and how to implement a practice protocol; and,
- discuss the importance of pre-implant assessment, including periodontal status and how this may affect supportive therapy recall.

Learning outcomes:

- use evidence-based protocols to set recall and radiograph frequency for post-implant supportive care; and,
- gain practical experience in performing an implant.



Kathryn Mayo
Dental hygienist



Eilish Duggan
Dental hygienist and therapist

9.00am–9.15am

Registration and introductions

9.15am–10.45am

Peri-implant and periodontal tissue differences/ classification and assessment, including practical implant assessment and probing technique.

10.45am–11.00am BREAK

11.00am–11.30am

Risk factors – identifying modifiable and non-modifiable risk factors/indicators that need to be considered for long-term peri-implant health. How we, as therapists/hygienists, may help manage these risk factors.

11.30am–1.00pm

Monitoring “the three Rs” – discussing periodontal preparation pre-implant placement, exploring the evidence base for recall and radiographic frequency in relation to implant supportive care along with robust record keeping.

1.00pm–2.00pm LUNCH

2.00pm–3.45pm

Instrumentation and treatment of peri-implant diseases – discussion surrounding the theory of instrument selection dependent on diagnosis. Looking at the techniques involved when using different instruments on implants theoretically and practically.

3.45pm–4.00pm BREAK

4.00pm–4.45pm

Case-based discussion – presentation of cases with the opportunity to devise and discuss treatment plans in a group setting using the knowledge gained throughout the day.

4.45pm–5.00pm

Questions

DR JOE MOLONEY AWARD



The Moloney Award 2023 recipient was Dr Hal Duncan.

The Dr Joe Moloney Award is awarded to an outstanding Irish presenter/lecturer at our Conference each year and is chosen by the delegates.

The winner of the Award, which is sponsored by the Dental Health Foundation, will be chosen on the week after the Conference via online survey. All delegates will get a chance to nominate their presenter of choice.

DR TONY COSTELLO MEDAL



The 2023 Costello Medal was awarded to students from Dublin Dental University School and Hospital, Laith Aljohmani (second from left) and Fargol Nowghani (second from right). They are pictured here with Tony Costello (left - grandson of Dr Tony Costello) and Anna Costello.

The Costello Medal is awarded to a student or students from one of the dental schools each year on the Friday of the Conference. The competition will be judged on a table demonstration or poster demonstration of not more than 10 minutes' duration on a subject applicable to general dental practice. The Irish Dental Association will provide a grant for each demonstration.

PRESIDENT'S GOLF

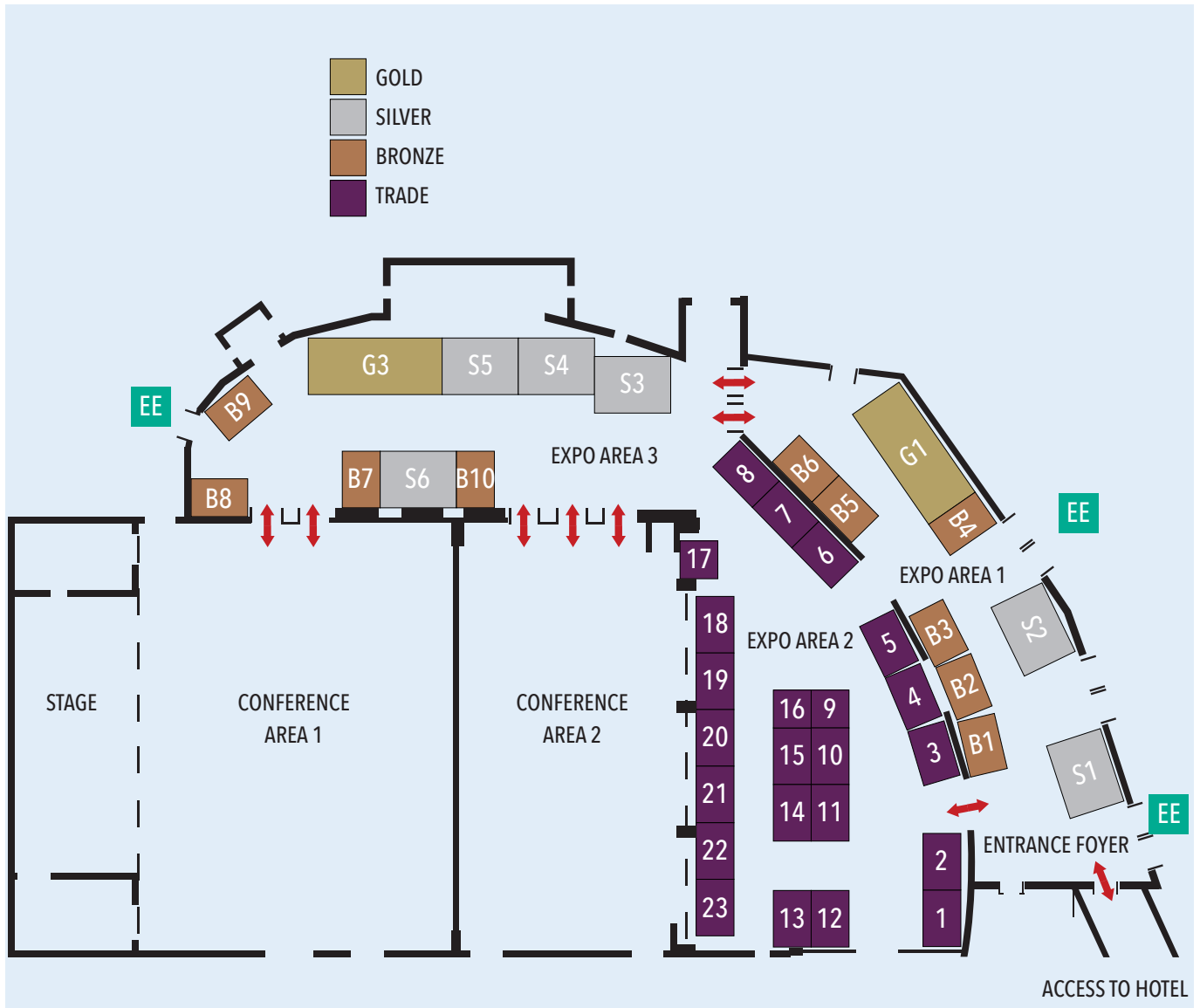
Wednesday, April 24/Thursday, April 25



The President's Golf Competition will take place at Killarney Golf and Fishing Club (Killeen course) on Thursday, April 25, from 11.15am. For anyone booked to do a pre-Conference course on Thursday, we have reserved some tee times on Wednesday, April 24, at the same venue, only the Mahony's Point course (2.30pm).

Play is in three balls. As well as Conference delegates, accompanying guests and all exhibitors are also welcome to play. Only delegates registered for the Conference are eligible to win the President's Prize. Exhibitors are invited to play for the JIDA Cup, sponsored by Think Media Ltd.

CONFERENCE TRADE SHOW



LIST OF EXHIBITORS

GOLD

G1 DMI
G3 Colgate

SILVER

S1 Medisec
S2 Coltene
S3 Henry Schein
S5 Voco

BRONZE

B1 Kulzer
B2 Omega Financial Management
B3 Ivoclar
B4 DP Medical
B5 Irish Dental Jobs
B6 ZimVie
B7 Pamex
B8 Acteon
B9 Dentsply Sirona

TRADE

1 Handpiece Harry
2 Ocean Healthcare
3 McDowell Service
4 Hader Solutions
5 Medray
6 Dental Care Ireland
7 Q-Sip
8 NSK

9 SDI
10 DeCare Dental
11 Moore Wealth Management
12 GC Dental
13 Portman Dental
14 3M
15 Rentokil Initial
16 Dental Protection
17 Ardagh
18 Karma Sales and Services
19 Medaccount
20 Kerr
21 Gallagher
22 SME Leasing



Dr Ronan Allen

Periodontist, Private Practice, Dublin

Bone and soft tissue healing after tooth extraction

This lecture will include:

- decision making after tooth extraction;
- anatomy of the supracrestal soft tissue attachment;
- timing of implant placement – immediate vs early vs delayed;
- ideal aesthetic implant positioning and how to achieve it;
- clinical procedures used in ridge augmentation; and,
- use of abutments and provisionals to sculpt soft tissue profile.



Dr Aida Ben Cheikh

Specialist orthodontist, France, part-time Consultant and Lecturer, Paris University Hospital, France. Vice President of the French forensic expert company

Forensic sciences and odontology: when teeth head from evidence to identity

Learning objectives:

- brief outline of the history of odontology in the forensic sciences field and the importance of identification in society;
- introduce the role of forensic odontology in single case and mass disaster victim identifications (Interpol guidelines);
- describe the identification methods used in forensic odontology and understand the role of the general dentist practitioner;
- emphasise the importance of teeth properties and high resistance in the forensic identification process; and,
- show the current challenges and future in forensic odontology.



Dr Donal Blackwell

Practice limited to fixed prosthodontics and implant dentistry, Waterford

Resin-bonded bridgework: mainstream and off-label applications

Learning objectives:

- identify options for treating patients with resin-bonded fixed partial dentures/bridges (resin-bonded bridges (RBBs)/Maryland bridges);
- highlight some of the key details of these treatments;
- examine some of the success/survival rates;
- options for the younger patient – transitional RBBs (TRBBs); and,
- examine alternative/'off label'/unconventional or interim treatment approaches.



Prof. Paul Brady

Dean, Cork Dental School & University Hospital, Consultant Oral Surgeon

Dental sedation – an Irish perspective

An update on the Code of Practice regarding Dental Conscious Sedation. Practical skills in relation to monitoring the sedated patient. An introduction to capnography.



Dr Mairead Browne

General Dental Surgeon and Aesthetic Practitioner,
Celeste Medical

Botulinum toxin – where are we now? An overview of the evolution of botulinum toxin, and tips and tricks to advance your toxin practice and navigate the latest trends

This presentation aims to provide an overview and update on current toxins on the market, review recommended injection techniques, and examine the latest trends in botulinum toxin.

Learning objectives

1. Overview of current and new toxins on the market and comparison of products.
2. Review injection techniques, and learn some tips and tricks to advance your toxin practice.
3. Gain an insight into the latest trends in botulinum toxin – what are they? Determine patient suitability and how to navigate these trends.
4. Learn the importance of differences in injection patterns to achieve optimal aesthetics for the male and female face.
5. Update on botulinum toxin treatments specific to dental practice.
6. Review the safety profile, common adverse effects and management of these adverse effects.



Dr Emily Clarke

Practice limited to periodontology and implant dentistry, Limerick

These teeth have perio pockets – what should I do?

Correct diagnosis, risk factor analysis and assessment of prognosis are essential for successful management and maintenance of the periodontal patient. This lecture will give an evidence-based overview of the management of the periodontal patient.

Learning objectives

The clinician should become confident in their decision making in the following situations:

1. Mild/moderate periodontal disease (stage I/II): what is the treatment plan and what role has the dental team? What are the end points of treatment? How do you decide when treatment hasn't worked and what's next?
2. Severe periodontal disease (stage III/IV): when to consider surgical treatment or extractions and when to refer.



Dr Neysan Chah

General Dental Surgeon, Galway

Beyond the routine: enhancing dental care for orofacial pain patients

Delivering dental care can be challenging when it comes to patients who are grappling with orofacial pain. This lecture looks at some of the more common orofacial pain conditions and offers practical insights and tips for enhancing dental care and elevating comfort in this patient cohort. Additionally, the talk will seek to shine a light on situations and scenarios that warrant strategic collaborative approaches for optimal care delivery.



Dr Kieran Daly

Specialist orthodontist, Dublin

Orthodontics, orthognathic surgery and the restorative interface

Overview of contemporary orthodontics and orthognathic surgery including their unique multidisciplinary approach with restorative dentistry, including:

- stable condylar position in orthognathic patients;
- 3D digital orthodontic planning and set-up;
- 3D digital orthognathic surgery simulation and planning;
- restorative replacement of missing teeth in orthognathic patients; and,
- restorative optimisation of dental aesthetics post orthognathic surgery.

Learning objectives will include:

- updated knowledge of the contemporary planning and treatment of these complex interdisciplinary cases;
- how to work within this type of interdisciplinary team; and,
- updated knowledge of the patient outcomes and benefits from the use of modern techniques and 3D technology.



Prof. Carl Driscoll

Professor, University of Maryland School of Dentistry

Just because we can, doesn't mean we should

This presentation will take a look at many prosthodontic 'dogmas' or 'tenets' that continue to be taught in dental schools without much merit. Many examples of clinical prosthodontics will be shared relevant to the title of this presentation.

Objectives:

1. To review long-believed facts that are commonly used in the treatment of our patients that have no scientific basis.
2. To review treatment modalities that may not improve the patient's treatment outcome.
3. To learn the importance of the multi-disciplinary approach to the treatment of our patients.



Dr Martin Foster

Head of Dental Services, Ireland, Dental Protection

The second dentist dilemma (or what am I supposed to do with this?)

Picking up the pieces after a patient has had treatment elsewhere can often be challenging. This presentation will describe some of the potential pitfalls and hidden hazards of these situations. It will outline the essential dento-legal dos and don'ts to help the "second dentist" navigate these situations safely and ethically.



Dr Michael Freedman

Oral Surgeon, Blackrock Clinic

No teeth, no bone, no options? Managing the edentulous maxilla

With an ageing population, the loss of teeth remains a common problem for our patients. Conventional solutions become less predictable as the number of teeth reduce and their supporting structures are lost. The objectives of this presentation are to identify the options that are available to restore the edentulous maxilla, to discuss the challenge of maxillary atrophy, and to review the treatments that can be employed to overcome these challenges.



Dr Catherine Gallagher

Lecturer/Specialist in Oral Surgery, Cork University Dental School & Hospital.

Sedation – an update

A short refresher course for those practising intravenous benzodiazepine conscious sedation for dentistry.

Intended learning outcomes:

- safely and appropriately deliver patient care in compliance with the most recent Dental Council Code of Practice regarding Dental Conscious Sedation;
- adopt an evidence-based approach to conscious sedation;
- evaluate the risks and benefits of treatment under conscious sedation, including patient selection criteria;
- describe how to monitor a patient receiving conscious sedation;
- identify, assess and manage complications; and
- implement a team-based approach to patient care.

The course will be:

- delivered over three hours with both didactic and practical components; and,
- presented by Prof. Paul Brady and Dr Catherine Gallagher from Cork University Dental School & Hospital

Medical emergencies for dental team members



Dr Sheila Galvin

Assistant Professor/Consultant in Oral Medicine, Dublin Dental University Hospital, Trinity College Dublin

Oral medicine for GPs

This lecture will cover some of the common oral medicine complaints presenting to general dental practice, such as recurrent oral ulceration and benign white patches. More significant causes of recurrent ulceration and white patches requiring urgent onwards referral will also be highlighted.



Dr Mike Gow

GDP, Glasgow

Clinical and practical tips in managing anxious patients

Aims: to provide a lecture that will give clinical and practical tips in managing anxious dental patients that delegates can immediately incorporate into daily practice.

By the end of this lecture, delegates will be able to:

- 1) Define dental anxiety, fear and phobia.
- 2) Deliver comfortable local anaesthetic injections.
- 3) Understand how to deliver an Akinosi dental block.
- 4) Understand how technology can assist in managing anxious patients.
- 5) List factors which may influence their choice in dental materials for anxious patients.



Dr Linda Greenwall

Specialist in restorative dentistry and prosthodontics, London

Whitening and white spot eradication with ICON

This course is designed specifically for dentists who would like to expand their knowledge and develop their skills by providing tooth whitening and resin infiltration for patients. The course is both theory and hands on, in line with the General Dental Council (GDC) Scope of Practice and enhanced CPD, while following European and UK legislation concerning tooth-whitening products.

Linda shares her wealth of knowledge and experience by explaining the scientific research behind tooth whitening and resin infiltration, and discussing how the three classification categories of tooth-whitening techniques are vital to assist with treatment planning for predictable and successful outcomes. White spot eradication and how to combine this with further minimally invasive aesthetic treatment will also be discussed in detail.

Delegates will have the opportunity to practice applying gel for home whitening treatment, isolation for in-surgery procedures, and techniques for microabrasion and ICON.

The single discoloured tooth: vital and non-vital tooth whitening



Dr Anne Gunderman

Practice limited to prosthodontics, Dublin.

Senior lecturer in the postgraduate prosthodontic programme in Dublin Dental University Hospital

Digital dentistry in the fourth dimension

Form has always followed function, but the ease and success of digital restoration design does not originate with this concept. Jaw movement is not often readily available to record with our digital systems, and labs and designers would often use static records and bites of 'best fit' to fabricate restorations. As vertical dimension is changed and arches are reorganised, as they are in many prosthodontic fixed cases, knowledge and recording of the patient's movement becomes more important to avoid unwanted stresses on dental materials and human tooth tissue that can contribute to early failure.

Aims and objectives:

- introduce new technologies that enhance recording of mandibular movement;
- look at how occlusion and articulation of digitally designed cases can be improved; and,
- apply these technologies and time-tested occlusal concepts to our patients' treatments.



Dr Kathryn Harley

Specialist Practitioner in Paediatric Dentistry, Visiting Specialist Peninsula Dental School

The restorative treatment of enamel defects in children

Abnormalities of tooth formation are common. This talk aims to provide participants with the ability to distinguish between hypomineralised and hypoplastic enamel defects, and provide an overview of the different restorative techniques, which are available to treat those affected.

Learning outcomes:

1. Ensure an understanding of what treatment might be considered/is available to manage children with an enamel defect and when it is appropriate to use.
2. Provide examples of dentitions treated using a range of operative techniques enabling similar restorations to be undertaken in practice.



Dr Ahmed Kahatab

Specialty registrar in Special Care Dentistry – Guys and East Surrey Hospitals

Oral care for the frail older person

Ireland's age distribution is shifting, people are retaining their teeth for longer and our dental armamentarium is expanding. This should come with a rethink as to how we care for frail and older people with a view of adapting dentistry to suit their current and future needs.

Learning objectives:

- identify the common and increasing cognitive, medical and physical disabilities that impact on the oral health and dental care needs of older people;
- distinguish frailty and its multidisciplinary management when caring for older people; and,
- how to manage the changing pattern of dental disease in older people through prevention, restorative and surgical care, with and without sedation and general anaesthesia.



Dr Noel Kavanagh

Senior Dental Educator, Dental Protection

Managing difficult interactions

The topics covered would include:

- what makes an interaction difficult?;
- choosing your response;
- effective skills and strategies; and,
- overcoming specific challenges.



Dr Mahrukh Khwaja

Positive Psychologist, dentist and founder of Mind Ninja

Can positive psychology make you healthier and happier?

Positive psychology is one of the newest branches of psychology to emerge. Can it help us feel healthier and happier? Learn how to apply the science of well-being to help you thrive in dentistry – from increasing positive emotions, feeling engaged at work and connected to others, to cultivating meaning and setting positive goals.

Aims and objectives:

- understanding what positive health is and the evidence-based interventions that boost it;
- identify practical ways to harness the positive benefits of emotions for ourselves;
- increase work engagement through finding flow and using strengths; and,
- apply strategies to cultivate greater meaning for ourselves and others.



Dr Paul Kielty

Aesthetic Medical Doctor and Specialist Oral Surgeon, Cork

Facial aesthetics

A deep dive into the world of botulinum toxin treatments and how they may be applied to your daily practice as a general dentist. On this full-day agenda we will address the history, pharmacology, and clinical applications of botulinum toxin treatments along with anatomy sessions. We will explore how to correctly assess your patients and close our session with clinical demonstrations on live patients looking at different injection techniques and patterns.

We will also address the business side of aesthetics, outlining our varied career paths into maxillofacial surgery combined with aesthetics, general dentistry combined with aesthetics, and working full-time in aesthetic practice. We will also provide guidance on training to provide these treatments effectively and safely in your own practice.



Dr Kenneth Malament

Specialist Prosthodontist, Clinical Professor at Tufts University

An advanced perspective on lithium disilicate restorations in the age of zirconia

Dentistry that is aesthetic to the patient is an important clinical objective. The knowledge within dental technology, dental science and dental practice has dramatically expanded, leading to better quality, artistry and more standards-based clinical applications. Ceramics are the most consistently predictable aesthetic dental material. Understanding methods to manage simple and complex restorative issues is critical to improving patient acceptance and even long-term ceramic success. Methods to integrate the efforts of laboratory technologists, and managing occlusion and patient desires, can have a profound impact in the practice of dentistry.

Learning objectives:

1. To understand what factors and concerns a prosthodontist would have treating patients that require 'aesthetic procedures'.
2. To understand the controversies that exist with modern dental materials.
3. To understand what clinical factors impact on long-term survival of dental ceramic materials. The e.max lithium disilicate ceramic restoration has been proven, with over 4,500 restorations and 17 years, to be the most successful ceramic ever studied.
4. To understand the restoration of dental implants in complex conditions.



Dr Hamza Malik

GDP, Dublin

Dental Photography 101

Learning objectives:

- reasons to get involved in photography;
- photography core principles;
- equipment and implementation of photography in the dental setting;
- restorative dentistry and photography; and,
- orthodontics and photography.



Prof. Francesco Mannocci

Specialist Endodontology, King's College London

Restoring root-filled teeth: what is important to improve survival?

Clinicians often face dilemmas regarding the most appropriate way to restore a tooth following root canal treatment. Factors such as residual tooth volume, tooth location, number of proximal contacts, timing of the definitive restoration, placement of posts, and the presence of cracks, have been reported to influence restoration and tooth survival. This lecture aims to provide some practical guidance on the choice of restoration for endodontically treated teeth based on data collected from recent and historic clinical studies.

Cone beam CT in endodontics: instructions for use for the general dentist

Many dentists today have a cone beam CT (CBCT) machine in their practice; however, there are many features of CBCT machines and many aspects of CBCT image interpretation that are not common knowledge. This lecture will go through a series of tips and tricks, which will allow the dentist to take full advantage of CBCT images in the diagnosis of trauma, morphologic anomalies, internal and external resorption, root cracks and fractures, calcified canals and apical periodontitis.



Dr Radi Masri

Division Chief and Program Director, Advanced Prosthodontics, School of Dentistry, University of Maryland, Baltimore

Peri-implantitis: what is inside dental implants?

Peri-implantitis is a common pathology around dental implants, and managing implants with peri-implantitis is difficult. This presentation will discuss factors contributing to peri-implantitis, with a focus on pathogenic bacteria harboured around and within dental implants with peri-implantitis.

Learning objectives:

1. Understand the current definition of peri-implantitis.
2. Become familiar with different bacteria that may/can contribute to peri-implantitis.
3. Learn how host reaction contributes to the aetiology of peri-implantitis.



Ms Anne Marie McGarrigle

Registered Radiation Protection Adviser and Medical Physics Expert
Cork Radiation Protection Services Ltd

Radiation protection in dental practice

The aim of this talk is to provide an overview of the relevant legislation, including recent guidance from the competent authorities for dental practice in Ireland. An outline of the statutory roles and responsibilities set out in SI 30 of 2019 and SI 256 of 2018 is provided. Furthermore, guidance on the practical implementation of radiation protection measures is discussed. Training requirements for staff and specifically the RPO are examined. The presentation concludes by sharing a number of inspection experiences covering preparation, findings, response and achieving compliance.



Dr Eimear McHugh

Specialist Oral Surgeon in Private Practice and at Mater Private Hospital

Dealing with difficult extractions

Eimear will discuss the difficulties encountered in the management of difficult extractions. The aims and objectives of this presentation are to help clinicians feel competent in judging extraction difficulty and to help recognise common pitfalls. It will consider up-to-date management of the various complications encountered in oral surgery.



Dr Advan Moorthy

Practice Limited to Prosthodontics, Dublin and Waterford

Shade selection and communication

Although unimportant to the biological success of an anterior fixed dental restoration, colour can often be the deciding factor in the overall acceptance of the restoration by the patient. This presentation aims to discuss effective shade selection and laboratory communication to allow for the construction of predictable colour matching restorations.

Learning objectives:

- to understand basic colour theory and how it applies to shade selection;
- to describe both conventional and contemporary shade selection techniques;
- to describe how to effectively communicate colour and appearance to the dental laboratory; and,
- case discussions where the application of conventional and contemporary shade selection techniques have been employed.



Dr Dylan Murray

Craniofacial and Plastic Surgeon, Mater Hospital Dublin and Children's Health Ireland Crumlin

Orthodontics, orthognathic surgery and the restorative interface

Overview of contemporary orthodontics and orthognathic surgery, including their unique multidisciplinary approach with restorative dentistry, including:

- stable condylar position in orthognathic patients;
- 3D digital orthodontic planning and set-up;
- 3D digital orthognathic surgery simulation and planning;
- restorative replacement of missing teeth in orthognathic patients; and,
- restorative optimisation of dental aesthetics post orthognathic surgery.

Learning objectives will include:

- updated knowledge of the contemporary planning and treatment of these complex interdisciplinary cases;
- how to work within this type of interdisciplinary team; and,
- updated knowledge of the patient outcomes and benefits form the use of modern techniques and 3D technology.



Prof. Brian O'Connell

Professor of Restorative Dentistry and Director of Postgraduate Prosthodontics at Dublin Dental University Hospital

Lip service – can we provide oral healthcare for an ageing population?

The world population is ageing rapidly and maintaining natural teeth for longer than ever before. At the same time our expectation to have an aesthetic and functional dentition may be challenged by chronic diseases and lack of access to care. This presents unprecedented dilemmas to dentists in caring for older patients. This presentation will highlight the demographic changes underway in our population, and the practical approaches that dental professionals may need to consider in delivering care.



Dr Susan O'Connell

Specialist orthodontist, Dublin

Maintaining control in aligner orthodontics

Aligners are now common practice in the correction of dental malocclusions. This lecture aims to summarise the basics to consider when treating patients with aligners, as well as demonstrating the results that can be achieved.

Objectives:

- to simplify the biomechanics associated with aligner treatment;
- to highlight how we maintain control when using aligners;
- to demonstrate the results achievable with clear aligners; and,
- combining aligners with other treatment modalities to simplify treatment.



Dr Dipesh Parmar

General Dental Surgeon, special interest in aesthetic dentistry

Mini smile makeover – one-day hands-on anterior composite masterclass

Minimally invasive aesthetic dentistry should not compromise the remaining dentition any more than is absolutely necessary to secure pleasing form, colour and alignment, while providing long-term stability and function.

Dipesh will guide delegates from basic principles of mini smile design all the way to predictable clinical strategies for the most common situations, and marketing and fee setting. The course combines close over-the-shoulder mentoring on several hands-on exercises with looped video playback of each step to ensure that each delegate stays on track.

This course is designed to take dentists of all skill levels to the next level, beginning with a simple anatomy and polishing exercise, and culminating in the full restoration of a peg-shaped lateral.



Dr Bob Philpott

Practice Limited to Endodontics, Cork

Going through the 'correct' motions: endo from start to finish

There's no question that root canal treatment can be complex. Complex access, complex canals, complex restorations. Often, when stress levels rise, we lose sight of the principles to follow and this results in further stress and less than ideal outcomes. This full-day hands-on course will focus on the processes to follow to get the best results during root canal treatment. Using simulated teeth, we will practice hand and rotary instrumentation techniques, troubleshoot and overcome lifelike problems, and obturate and restore our preparations.

The emphasis will be on hands-on techniques and understanding the main processes that, if followed, will ensure success in your daily work.



Dr Sarah Kate Quinlivan

Medical aesthetics and founder SK/N D6

Facial aesthetics

A deep dive into the world of botulinum toxin treatments and how they may be applied to your daily practice as a general dentist. On this full-day agenda we will address the history, pharmacology, and clinical applications of botulinum toxin treatments along with anatomy sessions. We will explore how to correctly assess your patients and close our session with clinical demonstrations on live patients looking at different injection techniques and patterns.

We will also address the business side of aesthetics, outlining our varied career paths into maxillofacial surgery combined with aesthetics, general dentistry combined with aesthetics, and working full-time in aesthetic practice. We will also provide guidance on training to provide these treatments effectively and safely in your own practice.



Dr Ariel Raigrodski

Affiliate Professor, Dept. of Restorative Dentistry,
University of Washington

The evolution of zirconia from a framework to a monolithic restorative material – an evidence-based clinical perspective

This presentation will briefly review the evolution of zirconia as a restorative material and provide an update on newer translucent and polychromatic zirconia for monolithic restorations. It will also provide an update on concepts of restoration design (monolithic, bilayered, and hybrid (partial monolithic)) for such restorations, and discuss how appropriate selection of different types of zirconia and restoration design may foster successful treatment outcomes for natural dentition as well as implant-supported restorations.

The learning objectives of this presentation are:

- understand the unique properties of traditional and newer translucent zirconia;
- understand and apply different design concepts (monolithic, bilayered, and hybrid) for zirconia-based restorations while addressing their advantages and limitations for different clinical scenarios; and,
- understanding how the advent of CAD/CAM technology supports the fabrication of zirconia-based restorations for both natural dentition and implant-supported restorations.



Dr Seamus Sharkey

Practice limited to prosthodontics, Cork

How current restorative materials influence our tooth preparation in fixed prosthodontics

We will aim to discover whether recent advances in dental materials have affected the fundamental elements of tooth preparation in fixed prosthodontics. We will look back to how these classic factors were developed and look forwards using materials that may require little or no preparation. The lecture will aim to be an open and interactive presentation in which questions will be answered, with the emphasis on clinically relevant information for the practitioner.

Learning objectives:

- understand the core principles of preparation design;
- understand how restorative materials affect these designs; and,
- what changes have modern materials allowed us to make to our preparation and treatment planning and what principles can we apply clinically?



Dr Simon Shawe
Equipment Manager, DMI

Maintaining and looking after your dental equipment

This presentation will cover the main areas of maintaining equipment in a dental practice for practice managers/dental nurses.

The presentation will include:

- suction and compressor care – five things to remember;
- dental chair water lines – checks and maintenance;
- how to add amalgam separation to my chair – easier than you think; and,
- handpiece care and maintenance – make them last longer!



Dr Monik Vasant
GDP, Fresh Dental Clinic and Institute

Composite artistry

Monik will give you an overview into the endless possibilities of modern-day composites in anterior situations.

Aims:

- to understand the endless possibilities of modern-day anterior composites;
- to introduce the thought process and factors involved in planning composite cases;
- to discuss specific clinical scenarios; and,
- to discuss clinical tips and tricks.



At Medisec, our promise is to look after our members while they look after their patients.

We're delighted to announce that thanks to our business relationship with MedPro, we can now arrange outstanding occurrence professional indemnity insurance for dentists.

Switching is easy – just visit our website or contact our membership advisors for more information and assistance.

All coverage subject to business approval.

Call **01 661 0504**
or visit **medisec.ie**

Medisec Ireland CLG (trading as Medisec Ireland) is regulated by the Central Bank of Ireland.



It's time to talk to Medisec about **dental indemnity insurance**



Berkshire Hathaway European Insurance DAC trading as MedPro. Insurance products are underwritten by Berkshire Hathaway European Insurance DAC. Berkshire Hathaway European Insurance DAC is a Private Company Limited by shares, non-life insurance company, with registered office 2nd Floor, 7 Grand Canal Street Lower, Dublin D02 KW81, Ireland and regulated by the Central Bank of Ireland, Company Registration No. 636883; VAT No. 3583603.

An Evening in Killarney Brewing & Distilling Company

Thursday, April 25



Omega Financial Management



Travel by coach to this state-of-the-art new development for Co. Kerry, Killarney Brewing & Distilling Company (10 minutes outside town). Guests will enjoy the beautiful surroundings of this purpose-built establishment where local beers are brewed and whiskey and gin distilled beneath the majestic MacGillycuddy's Reeks.

Get a glimpse into the true heart of the brewing and distilling experience here in Kerry.

Guests will be treated to a tasting of gin or whiskey, followed by buffet dinner with wine, and Irish music and dance.



All are welcome to attend. Tickets (must be booked in advance): €60 per person.



Take **FIVE** to match them all!

Admira Fusion 5 –
Simply faster. Simply aesthetic.

Cover all 16 VITA® classical shades
with only 5 Cluster-Shades







Introducing the Global A Series™ Microscope

New Design- Sleek, innovative style for the modern dental office.

Intuitive Control- The new Axis Control System makes it easy to manoeuvre.

Brighter Light- With over 10,000 lux output, we offer the brightest LED light source available.

Enhanced Comfort- Updated ergonomic design to promote long term health benefits.

Contact us today for more information and visit us at the IDA Stand B4

T: +353 (0) 873834934
E: sales@dpmedicals.com W: www.dpmedicals.com



QUALITY




PERFORMANCE




SERVICE

IRISH DENTAL JOBS

IRISH DENTAL JOBS





New Feature - Coming soon

View our live Candidate Catalogue

Experienced professionals at the touch of a button

Talent search - Remove the stress of filtering through CV's, look through our candidate catalogue, where you will see in real-time who is available & for what locations. All live on our website!

You can also **subscribe** to receive these candidate profiles directly to your inbox specific to your location. Don't miss out on experienced dental professionals available! Stay connected effortlessly!



"People Matter"

IRELAND'S LEADING DENTAL RECRUITMENT AGENCY.

OUR VACANCIES

We currently have vacancies in:

- Dublin
- Galway
- Meath
- Mayo
- Roscommon
- Wick


PRACTICES FOR SALE

View practices for sale or advertise your practice

OUR PROMISE

We take pride in retaining Ireland's only dental recruitment database, which comprises of over 5000 registered dental professionals. Our database is meticulously vetted ensuring that only suitable practitioners meeting the specific requirements will be submitted for consideration.

This careful screening process ensures that we match the right talent to the right dental practices, leading to successful and fulfilling placements, promising a member of staff for the long-term not the short-term.



T: 01-8494070
E: info@irishdentaljobs.ie
W: www.irishdentaljobs.ie
E-Brochure online

Registration

All delegates must register online for the conference.

IDA members can register by first logging on to the members' section of www.dentist.ie, and then choosing BOOK CPD from the menu bar.

Non-IDA members/team members can register by going to www.dentist.ie, clicking BOOK CPD on the menu bar, and entering your email and password.

AAFP members or international delegates can register by firstly registering on the IDA portal:

<https://portal.irishdentalassoc.ie/Site-Access/Registration-Select>.

If you are having any difficulties, please email aoife@irishdentalassoc.ie.

PRE-CONFERENCE/HANDS-ON COURSES

			MEMBER	NON-MEMBER
Endodontics	Dr Bob Philpott	Full day	€550	€1,100
Mini smile makeover	Dr Dipesh Parmar	Full day	€600	€1,200
Facial aesthetics	Drs Mairead Browne, Paul Kieley and Sarah Kate Quinlivan	Full day	€550	€1,100
Prep design in fixed prosthodontics	Dr Seamus Sharkey	Full day	€550	€1,100
Sedation – an update	Prof. Paul Brady and Dr Catherine Gallagher	Half day	€295	€590
Whitening and white spot eradication with ICON	Dr Linda Greenwall	Two-hour workshop	€250	€500
Dental Hygienists – Comprehensive implant supportive management for dental hygienists	Kathryn Mayo and Eilish Duggan	Full day hands-on course	€215	

MAIN CONFERENCE

	MEMBER	NON-MEMBER
Full Conference, Friday and Saturday	€400	€800
One day of Conference	€300	€600
Undergrad student	FOC	
Postgrad student	€200	€400
Dental team member	€160 covers both Friday and Saturday	

SOCIAL PROGRAMME

Annual Dinner, Friday evening	€95 per person	
Killarney Brewing Company, Thursday evening	€60 per person	
Golf – Killarney Golf and Fishing Club	Golf Ireland members	Others
Mahony's Point course, Wednesday	€60	€100
Killeen course, Thursday	€75	€150

The above prices are valid until March 8, after which time prices will increase by €50.

INTERNATIONAL VISITORS

If you are an international dentist and you are member of your home country's dental association, we will offer you the IDA membership rates to attend the Conference.



Accommodation in Killarney

Please contact your hotel of choice directly. The IDA will not be taking bookings for accommodation for delegates.

Great Southern Hotel, Killarney

www.greatsouthernkillarney.com

€185 per single occupancy

€195 per double occupancy

+353 64 6638004 or email reservations@greatsouthernkillarney.com

Killarney Royal Hotel (sister hotel to the Great Southern)

€185 per single occupancy

€195 per double occupancy

Tel +353 64 6631853 or email reservations@greatsouthernkillarney.com and specify it's the Killarney Royal you want to book.



Killarney Park Hotel

www.killarneyparkhotel.ie (next door to conference hotel)

Wednesday April 24 and Thursday April 25: €370 per room per night

Friday April 26 and Saturday April 27: €390 per room per night

Killarney Plaza Hotel

Rates will fluctuate depending on demand (at time of print €237 per night).

Follow the link to book or call +353 64 6621100

<https://www.killarneyplaza.com/bookings.html#!/accommodation/search/date/2024-04-24/2024-04-25?lang=en&code=RSHDNTLS>





ZimVie

Deliver an Immediate Smile like a PRO



T3[®] PRO
Tapered Dental Implant

BONE SURGERY | EXTRACTION | ACCELERATED ORTHODONTICS
SINUS LIFT | RIDGE EXPANSION
CROWN LENGTHENING

piezotome
cube



For more information and to speak to your local representative, scan the QR code



98%⁽¹⁾ less analgesia required
50%⁽²⁾ less pain & swelling

For atraumatic extractions and precision surgery

Call us for a no-obligatory consultation on 0800 038 9840 or email info.uk@acteongroup.com

The Gold Standard in your IMPLANTOLOGY workflow



acteon

© Acteon UK Ltd., 2023

References:

1. Kou Qiang Yi Xue. Shanghai Journal of Stomatology. 2012 Apr; 21(2): 208-10.
2. Troedhan A, Kurrek A, Wainwright M. Open Journal of Stomatology. 2011;1:179-184.

Enhancing your workflows through innovation



For best advice in **INCOME PROTECTION AND PENSIONS**
Serving dentists since 2005

For more information or to request a quote:
01 293 8554 • info@omegafinancial.ie
www.omegafinancial.ie



Omega Financial Management

OFM Financial Ltd trading as Omega Financial Management, is regulated by the Central Bank of Ireland. Registered in Ireland. Reg Number 349635

Colgate®



Winning the fight against caries



Effective prevention for patients at increased caries risk*

High fluoride toothpastes are clinically proven to be **more effective** than a regular toothpaste in **preventing dental caries**:¹⁻⁵

- 5000 ppm Fluoride Toothpaste **prevents cavities by arresting and reversing** primary root and early fissure **caries lesions**^{1,3-5}



* Colgate® Duraphat® 5000 ppm high fluoride toothpaste for patients ≥ 16 years at increased caries risk.

References: 1. Baysan A et al. Caries Res 2001;35:41-46. 2. Biesbrock AR et al. Community Dent Oral Epidemiol 2001;29:382-389. 3. Ekstrand et al. Caries Res 2013;47:391-8. 4. Schirmer JF et al. Am J Dent 2007;20. 212-216. 5. Ekstrand et al. Gerod 2008; 25:67-75.

Colgate® Duraphat® 5000 ppm Fluoride Toothpaste - Name of the medicinal product: Duraphat® 5000 ppm Fluoride Toothpaste. Active ingredient: Sodium Fluoride 1.1%w/w (5000ppm F-). 1g of toothpaste contains 5mg fluoride (as sodium fluoride), corresponding to 5000ppm fluoride. Indications: For the prevention of dental caries in adolescents and adults 16 years of age and over, particularly amongst patients at risk from multiple caries (coronal and/or root caries). Dosage and administration: Brush carefully on a daily basis applying a 2cm ribbon onto the toothbrush for each brushing, 3 times daily, after each meal. Contraindications: This medicinal product must not be used in cases of hypersensitivity to the active substance or to any of the excipients. Special warnings and precautions for use: An increased number of potential fluoride sources may lead to fluorosis. Before using fluoride medicines such as Duraphat, an assessment of overall fluoride intake (i.e. drinking water, fluoridated salt, other fluoride medicines - tablets, drops, gum or toothpaste) should be done. Fluoride tablets, drops, chewing gum, gels or varnishes and fluoridated water or salt should be avoided during use of Duraphat Toothpaste. When carrying out overall calculations of the recommended fluoride ion intake, which is 0.05mg/kg per day from all sources, not exceeding 1mg per day, allowance must be made for possible ingestion of toothpaste (each tube of Duraphat 500mg/100g Toothpaste contains 255mg of fluoride ions). This product contains Sodium Benzoate. Sodium Benzoate is a mild irritant to the skin, eyes and mucous membrane. Undesirable effects: Gastrointestinal disorders: Frequency not known (cannot be estimated from the available data): Burning oral sensation. Immune system disorders: Rare (≥1/10,000 to <1/1,000): Hypersensitivity reactions. Legal classification: POM. Marketing authorisation number: PL00049/0050. Marketing authorisation holder: Colgate-Palmolive (U.K.) Ltd. Guildford Business Park, Midleton Road, Guildford, Surrey, GU2 8JZ. Recommended retail price: €9.36 (51g tube). Date of revision of text: January 2023.



Scan the QR code to learn more