



IDA Annual Conference

Lyrath Estate | Kilkenny | May 11-13, 2023



SHINING
BRIGHTLY
FOR 100 YEARS

ADA C.E.R.P.[®] | Continuing Education
Recognition Program

VISIT DMI AT THE IDA ANNUAL CONFERENCE

STAND G4



CAD CAM Solutions

DMI offers integrated digital dental solutions, from intraoral 3D scanners to dental 3D printers.

Meet Vanja, our new scanner and 3D printing specialist who will be on hand to demo the latest innovations in digital dentistry.



CHECK OUT OUR IDA
CONFERENCE
PROMOTIONS AT THE
DMI STAND, G4

01 427 3700

info@dmii.ie

www.dmi.ie



WELCOME FROM THE PRESIDENT

I am very honoured to be President Elect of the Irish Dental Association for what will be our 100th year in 2023.

2023 will be a conference with a difference as we enjoy a few days of celebrating 100 years since our inauguration, and gather to learn, and to meet old and new friends and colleagues.

The title of 2023's Annual Conference is 'Shining Brightly'. I am very grateful to a hardworking and inspiring conference committee, chaired by Dr Kieran O'Connor, and including Drs Michaela Dalton, Rory Boyd, Will Rymer and Aisling Donnelly, for their huge efforts in bringing to you an outstanding line-up of national and international speakers and courses.

I am especially pleased to welcome world-renowned speakers such as Drs John Alonge, Marilou Ciantar, and David Gerdolle. Some old friends such as Drs Martin Kelleher and Céline Higton, Prof. Avi Banerjee and Dr Chris Orr will also join our programme in '23.

We are also delighted to have well-known Irish speakers invited to present to us because of their proven track record in delivering high-quality research and clinically relevant presentations.

Our pre-Conference day represents a great opportunity to improve your clinical skills with courses on posterior composites, endodontics, paediatric dentistry and suturing/oral surgery techniques. I am also particularly pleased to introduce a radiation protection officer (RPO) workshop (compliance) for delegates – the first one of its kind in Ireland and a must for all dental clinicians.

We will continue with the format of parallel sessions on both Friday and Saturday, giving delegates great choice on what presentations they attend. We are also delighted to have our Dental Nurses' Programme on Saturday.

Once again, we welcome the involvement of our dental trade colleagues, who will showcase the most up-to-date material, equipment and services on Friday and Saturday at our trade show. Their presence and sponsorship of the Conference allows us to put together such a varied programme of speakers and to attract such high-calibre speakers from abroad.

Our annual golf competition will return to the luxurious surroundings of Mount Juliet, and delegates are welcome to play on either Wednesday or Thursday. Our Annual Dinner will be the highlight of our social calendar, taking place in the Lyrath on Friday night. Our Annual Past Presidents' Lunch will take place this year on Friday, and I urge as many past presidents of the Association as possible to attend this event.

A busy, cultural and lively city, Kilkenny offers visitors the very best in hospitality to create an ideal location for our celebrations in 2023. Be sure to mark May 11-13 in

your diaries today and make sure to include your dental team members.

I look forward to seeing you in Kilkenny!



Dr Eamon Croke
President Elect

FÁILTE ÓN UACHTARÁN

Is mór an phribhléid dom a bheith mar Uachtarán tofa de Chumann Fiaclóireachta na hÉireann agus sinn ag ceiliúradh céad bliain ar an bhfód i 2023.

Beidh comhdháil difriúil ann i 2023 nuair a bheidh cúpla lá againn ag ceiliúradh 100 bliain ó bunaíodh ár n-eagraíocht. Beimid ag teacht le chéile chun foghlaim agus chun buaileadh le seana chairde agus cairde nua. 'Sé an teideal ar comhdháil na bliana seo ná 'Ag Lonrach Go Glégeal'. Táimse thar a bheith buíoch do choiste díograsach na comhdhála, leis an Cathaoirleach, An Dr Ciarán Ó Conchubhair agus ina theannta na Dochtúirí Michaela Dalton, Rory Boyd, Will Rymer agus Aisling Donnelly, a d'oibrigh go dian dícheallach chun cainteoirí náisiúnta agus idirnáisiúnta agus cúrsaí a chur ar an gclár i mbliana.

Táim thar a bheith sásta fáilte a chur roimh aoieanna cáiliúla mar na Dochtúirí John Alonge, Marilou Ciantar agus David Gerdolle. Beidh seana chairde mar An Dr Martin Kelleher agus Céline Higton, An tOllamh Avi Banerjee agus An Dr Chris Orr inár dteannta ar an gclár i 2023.

Tá an-áthas orainn cainteoirí as Éirinn a bheith ag caint linn de bharr a gcumas i dtaighde agus cur i láthair cuí do lucht fiaclóireachta.

Is seans maith é ar an lá roimh tús na comhdhála, feabhas a chur ar do scileanna ar líontaí bána ar chúlfhiacla, líontaí laistigh des na fiacla, fiaclóireacht don aos óg agus greimeanna a fhuáil. Táim thar a bheith áthasach cúrsa Oifigeach Cosanta Raideolaíoch (OCR) a chur ar fáil dár bhfiacloirí, an chéad ceann a deineadh in Éirinn. Leanfaimid leis an nós de dhá sheisiún a bheith ar siúl ag an am céanna ar an Aoine agus ar an Satharn, ag tabhairt rogha mór dár mbaill. Beidh clár d'altraí fiaclóireachta ann ar an Satharn chomh maith.

Arís cuirimid fáilte roimh an tacaíocht ón ár gcairde ós na comhlachtaí fiaclóireachta. Beidh taispeántas acu den trealamh agus táirgí is nua aimsirí agus a gcuid seirbhísí ar an Aoine agus ar an Satharn. Cabhraíonn a gcuid urraíochta agus teacht i láthair linn, clár leathan d'aoieanna a thabhairt le chéile ó chian agus ó chongar.

Fillfidh ár gcomórtas gailf thar nais ar Gharrán an Bhatúnaigh agus beidh fáilte roimh ár mbaill dul ag imirt ar an gCéadaoin nó ar an nDéardaoin. Is í buaicphointe na bliana ná an dinnéar bliantúil a bheidh ar siúl i Lyrath ar oíche Dé hAoine. Beidh lón ar an Aoine do Iar-Uachtaráin an chumainn agus iarraim ar an méid is mó gur féidir freastal ar na ócáid, a beith i láthair.

Is cathair ghnóthach í Cill Chainnigh, Cathair na Marmar, lán de chultúr agus de bheocht. Cuireann Muintir Osraighe fáilte roimh cuairteoirí i gcónaí agus oireann sé don gceiliúradh a bheidh againn i mbliana. Bí cinnte na dátaí Bealtaine 11-13 a chur sa dialann inniu agus bhur bhfoireann oibre a thabhairt libh. Cífidh mé sibh i gCathair na Marmar, Cill Chainnigh le cúnamh Dé.

An Dr Eamon Croke
Uachtarán Tofa



It's time to talk to Medisec about **dental indemnity insurance**

Call **01 661 0504**
or visit **medisec.ie**

At Medisec, our promise is to look after our members while they look after their patients.

We're delighted to announce that thanks to our business relationship with MedPro, we can now arrange outstanding occurrence professional indemnity insurance for dentists. With 24/7 access to our renowned legal advisory team and the peace of mind that comes with the backing of MedPro's AA+* financial rating, it makes sense to give your professional indemnity options a quick check-up now.

Switching is easy – just visit our website or contact our membership advisors for more information and assistance.

All coverage subject to business approval.

INTRODUCTION

REGISTRATION

All delegates must book/register to attend any part of the Conference. To book please go to www.dentist.ie. No guests or unregistered delegates are permitted to access any part of the Conference area, including the trade show area.

The registration desk will be open at the following times:

Thursday	8.30am-3.00pm (for pre-Conference bookings only)
Friday	7.30am-4.00pm
Saturday	8.30am-3.00pm

GP MEETING

A GP meeting for all IDA members will take place from 1.00pm-2.00pm on Saturday, May 13. All IDA members welcome.

CONFERENCE BADGES

Please wear your name badge at all times in the Conference areas. Conference badges must be shown/worn in order to access any lecture hall or trade show area.

ANNUAL DINNER

The Annual Dinner will take place on Friday, May 12, in the McCurdy Suite of the Lyrath Hotel. A drinks reception will take place in the front foyer at 7.00pm. Dress code is black tie. A seating plan will be in use.



Irish Dental Association is an ADA CERP Recognised Provider. ADA CERP is a service of the American Dental Association to assist dental professionals in identifying quality providers of continuing dental education. ADA CERP does not approve or endorse individual courses or instructors, nor does it imply acceptance of credit hours by boards of dentistry. Irish Dental Association designates this activity for 12.5 continuing education credits. (Friday and Saturday)

CONFERENCE COMMITTEE



Kieran O'Connor.



Rory Boyd.



Michaela Dalton.



Aisling Donnelly.




Will Rymer.



Elaine Hughes.



Aoife Kavanagh.



PROGRAMME COLOUR CODE AND CONTENTS

PRE-CONFERENCE PROGRAMME

6

CONFERENCE

9

DENTAL NURSES' PROGRAMME

11

A dedicated Nurses' Programme will take place on Saturday, May 13. Dental hygienists and practice managers are welcome to attend any of the sessions on Friday and Saturday.



Maximising your success in endodontics

Dr Aisling Donnelly and Dr Roberto Careddu

FULL-DAY HANDS-ON COURSE (9.00am-5.00pm)

Endodontics requires precision and at times can involve challenging treatments. Through comprehensive lectures and practical hands-on teaching, this course will ensure that you can confidently achieve maximum and consistent success when providing endodontic treatment.



Learning objectives

- Learn how to recognise potential difficulties before commencing your root treatments;
- get tips and tricks on diagnosis that can help you to avoid common mistakes;
- a systematic and simple approach to instrumentation and irrigation to achieve thorough disinfection of the root canal system;
- tips on negotiating more challenging canals (curved, sclerosed, or ledged); and,
- methods to achieve adequate obturation of the prepared canals.



Posterior composites in 2023: can we simplify without compromise?

Dr Chris Orr

HALF-DAY HANDS-ON WORKSHOP (9.00am-1.00pm or 2.00pm-6.00pm)

Posterior composite has evolved in recent years to become a reliable workhorse in our clinical armamentarium. In spite of huge amounts of clinical research, many questions remain in our minds, including:

- is incremental layering still the gold standard? If so, which technique?;
- are bulk-fill materials an acceptable alternative?;
- how do you best manage contact points?;
- when is it better to make an inlay or onlay?;
- how do you prevent post-op sensitivity?; and,
- how can we achieve a good restoration in a realistic amount of clinical time?

Learning objectives

- A simple method to select direct vs indirect restorations for different clinical scenarios;
- which layering techniques work best with traditional composite resins;
- which clinical scenarios may benefit from a bulk-fill technique;
- management of contact points with traditional and sectional matrices;
- finishing and polishing restorations; and,
- management of post-op sensitivity.



Practical paediatric dentistry for the dental practitioner

Dr Rona Leith, Prof. Anne O'Connell and Dr Abigail Moore

FULL-DAY HANDS-ON COURSE (9.00am-5.00pm)

This day-long course will provide an overview of the management of a child patient in a private practice setting, from examination to diagnosis and management of caries. A series of lectures will give the practitioner an understanding of contemporary techniques in paediatric dentistry, including silver diamine fluoride (SDF) and the Hall technique, with relevant table demonstrations. Top tips for traumatic dental injuries will be discussed, and common paediatric dilemmas in treatment planning will be covered in an interactive forum using case-based learning.



Learning objectives

- Understand how to carry out an effective assessment of the child patient, including the preschool child;
- become knowledgeable in the diagnosis of caries, pulpal inflammation, and traumatic injuries in children;
- be aware of the various minimal intervention options for caries management and understand how to apply these clinical techniques; and,
- emphasise the importance of accurate diagnosis using clinical and radiographic signs in treatment decisions and treatment planning.





So you want to be a radiation protection officer (RPO)? The role of the RPO in dentistry

Dr Andrew Bolas

CORE CPD

HALF-DAY (9.00am-12.00pm or 2.00pm-5.00pm)

"Radiation protection officer means an individual who is technically competent in radiation protection matters relevant for a given type of practice to supervise or perform the implementation of the radiation protection arrangements." (SI 30 of 2019)

SI 30 of 2019, the Environmental Protection Agency's (EPA) Code of Practice in 2019, and more recent guidance from the EPA, clearly define that each undertaking must appoint a radiation protection officer (RPO). The RPO within the statutory instrument and code of practice has responsibilities above and beyond those of a practitioner. In many cases, the practice owner assumes the role of RPO without any of the formal extra training that is required. In the increasingly legislatively controlled field of dentistry, the use of ionising radiation has come under scrutiny from the competent authorities. This course aims to provide the required information for the RPO to discharge their duties in line with these legislative requirements. The role of the RPO is clearly outlined in relation to the protection of staff and the public, but many facets of the role also relate to the protection of the patient.

Learning objectives

- Gain the information to discharge the duties of an RPO as defined in the legislation;
- identify radiation protection issues within dentistry and how to address them;
- help to identify areas that require work to achieve compliance;
- learn how to ensure that your practice remains compliant by putting in place the necessary processes;
- interpret recommendations from the licence and QA testing; and,
- this is the only certified course of its kind in Ireland.



Handling surgical complications including hands-on suturing

Dr John Alonge

HALF-DAY HANDS-ON WORKSHOP/LECTURE (9.00am-1.00pm or 2.00pm-6.00pm)

The ability to suture is one of the essential skills required of anyone planning to perform surgery. Suturing requires a sound understanding of proper wound healing, good hand-eye co-ordination, sound judgment, and finesse. The techniques used for suturing are deceptively difficult and the proper instrument tie is the most critical and error-prone aspect.

Learning objectives – Suturing

- Armamentarium (needle holder, tissue forceps, scissors, needle, suture materials);
- simple knot versus surgeon's knot; and,
- mastering interrupted, mattress, and continuous suture techniques.

This course will enlighten you to prepare for complications before they happen, and also identify and manage when they occur. Topics covered will include: patient assessment, and anxiety and pain control techniques and management.

Learning objectives – Handling surgical complications

- Pretreatment history taking and assessment to reduce complications;
- intraoperative assessment and management of complications; and,
- postoperative assessment and management of complications.

THURSDAY EVENING SOCIAL

Thursday evening, all delegates, trade sponsors are welcome to an Irish Music session in Lyrath from 9pm.

We hope to see as many as possible there.



rockwellfinancial.ie

The Umbrella Plan /

covers you in four ways

- 1 Income Protection
- 2 Life Insurance
- 3 Specified Illness Cover
- 4 Tax Efficient Retirement Planning

- ✓ For Dentists
- ✓ All your Wealth Management needs covered

Call us today for your IDA complimentary consultation on

01 296 6120



Rockwell

Typical starting price

€136.93
per month



Infection Control for every practice

OPTIM[®]1

ONE-STEP CLEANER & DISINFECTANT

Active Ingredient: 0.5% Hydrogen Peroxide

With OPTIM 1 there is no need to compromise between efficacy and being protected. With a fast broad-spectrum contact time it is one of the fastest and most effective cleaner & disinfectants. It is also safe and gentle for you and surfaces. OPTIM 1 gives you confidence that you are compliant and protecting your patients, staff and the environment; the perfect balance.

Demonstrated virucidal efficacy also extends to new and emerging pathogens, with a **30 second contact time applying to Novel Coronavirus (COVID-19)**, Severe Acute Respiratory Syndrome (SARS CoV) and Middle East Respiratory Syndrome (MERS CoV).



Learn more about
OPTIM[®]1 and COVID-19

 **1 MINUTE**
CONTACT TIME™



Contact Nick O'Keeffe on +353 8641 35766 or nicholas.okeeffe@coltene.com for a demonstration.



WWW.COLTENE.COM

 **COLTENE**

CONFERENCE PROGRAMME

Friday, May 12

PROGRAMME 1

MCCURDY II

PROGRAMME 2

MCCURDY III

8.00am-9.00am	Prof. Avijit Banerjee Preventive dentistry using the minimum intervention oral care approach		8.00am-9.00am	Dr Marilou Ciantar Implementation of the S3 periodontal guidelines in general dental practice	
9.00am-10.00am	Dr Hal Duncan Managing deep caries and the exposed pulp		9.00am-9.30am	Dr Mary Clarke Conscious sedation in general practice – what is the current situation?	
			9.30am-10.00am	Dr Niall Neeson 'Don't fear the fear!' – practical tips for confident management of dental anxiety	
10.00am-10.30am COFFEE BREAK					
10.30am-11.30am	Dr Chris Orr Traditional crown preparations: time to say goodbye?		10.30am-11.00am	Dr John Ed O'Connell Contemporary management of oral cavity cancer including reconstruction and rehabilitation	
			11.00am-11.30am	Dr John Carpendale Advances and pitfalls in the reconstruction of the oral cancer patient	
11.30am-12.15pm	Prof. Anne O'Connell New developments in dental trauma		11.30am-12.15pm	Prof. Adam Nulty Introducing digital dentistry to your practice	
12.15pm-1.00pm	Dr Sally McCarthy Sports dentistry and dento-facial trauma in recreational and elite athletes		12.15pm-1.00pm	Dr Andrew Bolas If you're not in 3D, you're not doing it right	
1.00pm-2.00pm LUNCH AND PAST PRESIDENTS' LUNCH					
2.00pm-2.45pm	Dr John Alonge Local anaesthesia tips and tricks		2.00pm-2.45pm	Dr Martin Foster Practising safely in a changing world – dentolegal survival tips	
2.45pm-3.45pm	Dr Ed Madeley and Dr Rory Boyd Combined prosthodontic and periodontic planning of anterior aesthetic cases		2.45pm-3.45pm	Dr David Gerdolle Deep margin elevation: I love you, neither do I...	
3.45pm-4.15pm COFFEE BREAK					
4.15pm-4.30pm COSTELLO MEDAL					
4.30pm-5.00pm	Dr Martin Kelleher Reflections on the good, the bad and the ugly after 50 years in dentistry				
5.00pm-5.30pm	Dr Eoin Kinsella and Dr Frances Nolan 'To elevate and maintain the profession': 100 years of the Irish Dental Association				

CONFERENCE PROGRAMME


Saturday, May 13

PROGRAMME 1

McCURDY II


PROGRAMME 2

McCURDY III


9.00am-10.00am	Dr David Gerdolle Direct anterior composites in daily practice: breaking the code without falling apart 	9.00am-10.00am	Dr Marilou Ciantar Peri-implant diseases: prevention, diagnosis and management
----------------	---	----------------	---

10.00am-11.00am	Dr John Alonge Minimally invasive exodontia	10.00am-11.00am	Dr Matt Zehnder Modern concepts of endodontic irrigation
-----------------	--	-----------------	---

11.00am-11.30am COFFEE BREAK

11.30am-12.15pm	Dr Owen Crotty Plus ça change... orthodontics in our digital world	11.30am-12.15pm	Dr Falk Schwendicke Artificial intelligence for dental diagnostics and decision support: hype or chance? 
-----------------	---	-----------------	--

RECORDED

12.15pm-1.00pm	Dr Mili Doshi Managing the oral health of adults with a neurodisability 	12.15pm-1.00pm	Dr Ambrish Roshan Social media
----------------	--	----------------	-----------------------------------

1.00pm-2.00pm LUNCH AND GP MEETING

2.00pm-2.45pm	Dr Richeal Ni Riordain Oral diseases in patients with systemic problems	2.00pm-2.45pm	Prof. Jim Lucey Sing, dance, work and play for well-being and better dentistry – a consideration of stress management and practical ways to health and well-being
---------------	--	---------------	--

2.45pm-3.45pm	Dr Céline Higton Restorative pearls: a collection of game-changing hacks for restorative enthusiasts 	2.45pm-3.15pm	Dr Brett Duane Sustainability: a closer look at PPE and decontamination
		3.15pm-3.45pm	Dr Siobhan Lucey Molar incisor hypomineralisation: challenges and solutions 

RECORDED

3.45pm-4.00pm COFFEE BREAK

4.00pm-5.00pm	Dr Alison Dougall Antibiotic stewardship – why bother?	4.00pm-5.00pm	Prof. Avijit Banerjee Minimally invasive operative management of the deep carious lesion – take it or leave it?
---------------	---	---------------	--

WAKE UP WITH YOGA

For those of you wanting to ease yourself into a day of conference, why not join us for yoga on the lawn (weather permitting) on Friday morning at 7.00am and Saturday morning at 8.00am. Namaste (open to partners of delegates and trade attendees also).



DENTAL NURSES' PROGRAMME

Saturday, May 13 MAGINNES SUITE

9.30am-10.30am

Dr Mili Doshi
Managing the oral health of adults with a neurodisability

10.30am-11.00am COFFEE BREAK

11.00am-11.45am

Dr Martin Foster
Dentolegal issues and children's dentistry

11.45am-12.30pm

Dr Siobhan Lucey
Behaviour management in paediatric dentistry

12.30pm-1.30pm LUNCH

1.30pm-2.15pm

Dr Andrew Bolas
Oral radiology for dental nurses

2.15pm-3.00pm

Dr Mary Clarke
Forensics in dentistry

3.00pm-3.45pm

TBC
TBC

CINEMATIC – NEW FOR 2023



2023 will see the introduction of a new concept – “Cinematic”. This new programme will be a small intimate cinema type venue where various recordings of lectures, presentations will be streamed at different times over Friday & Saturday. All delegates and partners welcome to attend.

Full time table available at the conference.

PRESIDENT'S GOLF COMPETITION



The President's Golf Competition will take place at Mount Juliet on Thursday, May 11, from 1.00pm. For anyone booked to do a pre-Conference course on Thursday, we have reserved some tee times on Wednesday, May 10, in the afternoon.

Play is in three balls and only delegates registered for the Conference are eligible for the President's Prize. All exhibitors are also welcome to compete for the JIDA Cup sponsored by Think Media. The green fee is €95. Contact Aoife@irishdentalassoc.ie or book online.

100TH YEAR CELEBRATORY ANNUAL DINNER



The Annual Dinner takes place on Friday, May 12, at Lyrath Estate. Tickets €95. All welcome.

7pm Drinks reception followed by dinner and dancing.

Dress code: Black tie.

IRISH DENTAL JOBS

IRISH DENTAL JOBS

Your trusted source for dental professionals.

Ireland's leading dental recruitment agency, providing dental professionals nationwide for almost 15 years.

'SMILE YOU HAVE FOUND US'

To find out more or to register a vacancy call

01 8494070

or

email:

info@irishdentaljobs.ie,

web: www.irishdentaljobs.ie



Marguerite Morgan,
Director of Irish Dental Jobs.

We connect you. So you can keep connecting with your patients.



DS Core™: Giving you the power to do more.

DS Core is a HIPAA and GDPR compliant cloud solution to store and share patient files, allowing for easy accessibility and case collaboration with specialists and peers.

Learn more at dentsplysirona.com/dscore

Powered by
DS CORE

Dentsply
Sirona



Part of Close Brothers Group

Visit us
at stand
B5

Specialist dental finance

- Equipment finance: Hire Purchase and Lease
- Flexible terms: 1-7 year options
- Business Loans*
- No deposit options
- Start-up business finance available
- Facilities from €1,000

Speak to us today, we're here to help.

braemarfinance.ie/dental

*Business Loans are only available to Limited companies.

Finance approval is subject to terms and conditions

Close Brothers Limited (being a UK registered private limited company and its Irish registered branch of the same name having registration number 907899), trading as (and having as registered business names) Close Brothers Asset Finance, Close Brothers Commercial Finance, Close Brothers Premium Finance Ireland, Close Brothers Motor Finance and Braemar Finance, is authorised by the Prudential Regulation Authority in the United Kingdom and is regulated by the Financial Conduct Authority and the Prudential Regulation Authority in the United Kingdom. UK registered address: 10 Crown Place, London, EC2A 4FT, registered at Companies House, Number 00195626.

Close Brothers DAC (being an Irish registered designated activity company having registration number 706530) trading as Close Brothers Commercial Finance, Close Brothers Asset Finance, Close Brothers Motor Finance and Braemar Finance is regulated by the Central Bank of Ireland. Registered address: Swift Square, Building 1 Santry Demesne, Northwood, Dublin 9, D09 A0E4, Ireland.

DIAMOND
DESIGNS

LUXURY SCRUBS
AND DENTAL
UNIFORMS

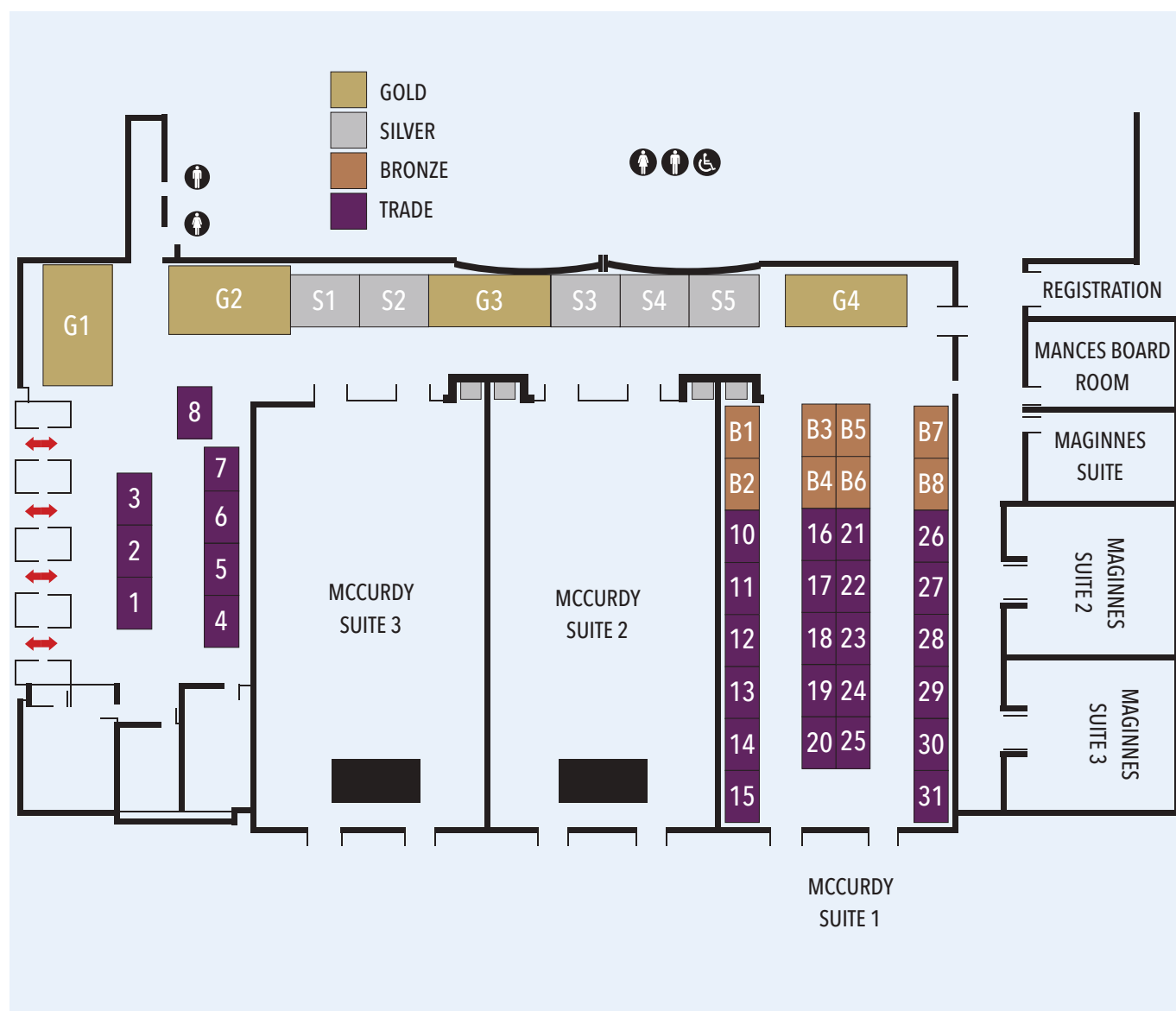
STAND B6

WonderWink®

GREY'S ANATOMY™
PROFESSIONAL WEAR
BY BARCO

www.diamonddesigns.ie

TRADE SHOW



LIST OF EXHIBITORS

GOLD

G1	Colgate
G2	Medisec
G3	Henry Schein
G4	Dental Medical Ireland

SILVER

S1	Johnson & Johnson
S2	Coltene
S3	Walfrid Private
S4	Rockwell Financial
S5	DeCare Dental

BRONZE

B1	Irish Dental Jobs
B2	Dentsply Sirona
B3	Biomet 3i
B4	Oral-B
B5	Braemar Finance
B6	Diamond Design Uniforms
B7	Straumann
B8	Pamex

TRADE

2	Kulzer
3	3M
5	Irish Oxygen
6	IDHA
7	EMS UK
8	Omega Financial Management
10	MedAccount Services
11	Dental Protection
12	Morris Dental

13	McDowell + Service
14	SME
15	Align Technology
16	NSK
17	Q-Sip
18	Kerr
19	Ordoline
20	Design Specific
21	Moore Wealth Management
22	Hader
23	Dental Health Foundation
24	Quintess Denta
25	Karma Sales + Services
26	Gallagher Insurances
27	Ocean Healthcare
28	BF Mulholland
30	DP Medical Systems
31	Handpiece Harry



Kin Dental

The Professionals
Choice

PerioKIN Hyaluronic 1% Mouth Gel

THE 1% THAT CHANGES EVERYTHING

- Chlorhexidine DG: 0.20%
- Hyaluronic acid: 1%
- Optimal Bio-adhesiveness



NEW PUBLISHED DATA REVEALS:

How to tackle interproximal plaque with essential oils-based LISTERINE®

FOR PATIENTS WHO BRUSH AND FLOSS

Adding LISTERINE® reduces interproximal plaque by **28.4%** vs brushing and flossing alone *1

AND FOR THOSE WHO DON'T FLOSS

LISTERINE® is shown to reduce interproximal plaque above the gumline by **4.6X** vs floss**2

Make an evidence-based recommendation with LISTERINE®



Scan for clinical studies



* Sustained plaque reduction above the gumline with continual twice daily use for 12 weeks after a dental cleaning. Flossing underwent once daily supervision on weekdays. Use LISTERINE® as part of a 3-step routine.

** Sustained plaque reduction above the gumline with continual twice daily use for 12 weeks after a dental cleaning. Flossing was performed by a dental hygienist.

1. Milleman J, et al. Journal of Dental Hygiene. 2022;96(3):21-34.
2. Bosma ML, et al. Journal of Dental Hygiene. 2022;96(3):8-20.

IE-LI-2300023

Oral-B iO™

UP TO
100%
CLEANER TEETH & HEALTHIER GUMS
IN 1 WEEK*

*vs manual toothbrush

OUR ULTIMATE DENTURE ADHESIVE

Unbeatable hold* and effective gum protection from day 1**

Try **Fixodent**


Fixodent PROFESSIONAL

OUR ULTIMATE ADHESIVE CREAM

WITH THIN NOZZLE

*in Fixodent line-up
**with hard foods vs. no adhesive

We look forward to seeing you on stand **B4**



Dr John Alonge MS DDS

Oral and Maxillofacial Surgeon, Pennsylvania, US

Local anaesthesia tips and tricks

The ability to consistently obtain profound anaesthesia for dental procedures in the mandible is very elusive. Even with accurate needle location, there is no guarantee of pain control.

Learning objectives:

- armamentarium (topical anesthesia, aspirating syringe, needle, anesthetic agent);
- technique (traditional Halstead approach, Gow-Gates, Vazirani-Akinosi, Alonge); and,
- differential nerve block, supplemental injections and buffering.

Minimally invasive exodontia

This lecture will help you to learn how to perform routine extractions using state-of-the-art, minimally invasive, atraumatic techniques and armamentarium.

Learning objectives:

- understand the differences between traditional and minimally invasive exodontia;
- understand the steps to perform minimally invasive exodontia; and,
- understand the armamentarium necessary to perform minimally invasive exodontia.



Dr Andrew Bolas

Oral Surgeon, National Oral Health Office, HSE

If you're not in 3D, you're not doing it right

Learning objectives

Attendees will:

- be shown how to use guidance documents to assist the practitioner in their radiographic prescriptions;
- learn the importance of balancing radiation dose with diagnostic yield;
- learn when to go for 3D and when to avoid; and,
- radiographic prescribing with regard to legislative controls.



Prof. Avijit Banerjee

Chair of Cariology & Operative Dentistry, Hon. Consultant, Restorative Dentistry, King's College London, Guy's & St. Thomas' Hospitals Foundation Trust, London, UK

Preventive dentistry using the minimum intervention oral care approach

The minimum intervention oral healthcare (MIOC) delivery framework that should be used by all members of the oral healthcare team.

Learning objectives:

- define the MIOC framework including its four clinical domains; and,
- implement MIOC-enabled primary and secondary clinical prevention strategies.

Minimally invasive operative management of the deep carious lesion – take it or leave it?

The contemporary approach to operatively managing the deep carious lesion using the principles of minimally invasive dentistry (MID) and selective caries removal.

Learning objectives:

- the minimally invasive operative tertiary prevention of more advanced carious lesions, as part of the MIOC delivery framework in primary care; and,
- minimally invasive selective caries removal.



Dr Rory Boyd

Practice limited to prosthodontics, Dublin

Combined prosthodontic and periodontic planning of anterior aesthetic cases

A case-based discussion outlining the importance of combined prosthodontic and periodontic planning when dealing with anterior aesthetic cases.

Learning objectives:

- a brief outline of aesthetic prosthodontic considerations (smile design);
- a detailed outline of gingival considerations in aesthetic rehabilitation;
- the use of periodontal surgery, both resective and augmentative, to improve the gingival landscape prior to aesthetic rehabilitation; and,
- case discussions using the above protocol – from simple to complex cases.



Dr Roberto Careddu

Endodontist,
Dublin



Dr Aisling Donnelly

Endodontist, Dublin
& Meath



Dr John Carpendale

Prosthodontic instructor in the General Practice Residency and Oral Maxillofacial Surgery Programme, Montreal General Hospital, part of the McGill University Health Centre in Montreal, Quebec

Maximising your success in endodontics

Endodontics requires precision and at times can involve challenging treatments. Through comprehensive lectures and practical hands-on teaching, this course will ensure that you can confidently achieve maximum and consistent success when providing endodontic treatment.

Learning objectives

- Learn how to recognise potential difficulties before commencing your root treatments;
- get tips and tricks on diagnosis that can help you to avoid common mistakes;
- a systematic and simple approach to instrumentation and irrigation to achieve thorough disinfection of the root canal system;
- tips on negotiating more challenging canals (curved, sclerosed, or ledged); and,
- methods to achieve adequate obturation of the prepared canals.

Advances and pitfalls in the reconstruction of the oral cancer patient

Complete rehabilitation of all oral functions following treatment for cancers of the oral cavity is a desirable but often challenging goal to achieve in all patients. Advances in surgical and restorative treatment have significantly improved the post-surgical outcomes for patients with advanced tumors; however, challenges remain. This presentation will endeavour to discuss the restorative management and current challenges faced.

Learning objectives

Upon completion of this lecture the attendee should understand:

- the importance of collaborative care;
- the challenges in patient reconstruction;
- the limitations to the possible treatment;
- the role of the general dentist in maintenance; and,
- the empathy necessary with ongoing management.



Dr Marilou Ciantar

Specialist Periodontist and Oral Surgeon, Blackhills Specialist Dental Clinic, and Senior Clinical Lecturer in Periodontology, The University of Edinburgh, Scotland, UK



Dr Mary Clarke

Oral Surgeon/Lecturer in Conscious Sedation, Dublin Dental University Hospital and Trinity College Dublin

Implementation of the S3 Periodontal Guidelines in general dental practice.

This lecture will review the stepwise approach of the S3-level periodontal guidelines and their application in general practice for the management of periodontitis stages I-III.

Learning outcomes:

- have an updated knowledge about the S3 level periodontal guidelines; and,
- know how to implement the stepwise approach in general dental practice.

Peri-implant diseases: prevention, diagnosis and management

This lecture will focus on the diagnosis of peri-implant diseases and conditions, and provide practical tips for clinicians.

Learning outcomes:

- know how to advise, manage, and support patients who are due for implant treatment; and,
- know how to restore dental implants such that the integrity of the periodontal-implant interface is respected.

Conscious sedation in dental practice – what is the current situation?

Learning outcomes:

- how current guidance for conscious sedation was developed;
- what conscious sedation techniques are possible?;
- education and training requirements – what is required of the practitioner undertaking conscious sedation in a general dental practice setting?;
- what is required in the pre-sedation assessment?;
- how do you prepare the patient for their sedation appointment?;
- oral premedication – what is meant by this term?;
- what is required in terms of monitoring when using conscious sedation techniques?;
- documentation and record keeping – how do you comply with the guidance?;
- complications and how to deal with them; and,
- what is required in terms of discharge of the patient and the role of the escort?



Dr Owen Crotty

Specialist Orthodontist, Cork

Plus ça change... orthodontics in our digital world

'Digital orthodontics' is one of the current hot topics. But what is it? Does it fundamentally change orthodontic treatment? In this presentation, Dr Crotty will discuss the development of the digital world in relation to orthodontics. He will explain how taking advantage of the digital tools now available to both the profession and the general public can assist in the provision of orthodontic treatment, but will also discuss the potential pitfalls of an over-reliance on digital orthodontics. He will also touch on how the Covid-19 pandemic has influenced the values of these digital tools.

Learning objectives:

- gain an understanding of how the digital developments can be applied to orthodontics, for the benefit of the clinician, the patient and the environment; and,
- gain an appreciation for why the digital revolution cannot change some of the fundamental principles underlying orthodontic treatment.



Dr Mili Doshi

Consultant in Special Care Dentistry, East Surrey Hospital, OBE

Managing the oral health of adults with a neurodisability

Managing the oral health of patients with an acquired neurodisability can present challenges for the dental team. Patients can present with a range of oral problems, including oral hypersensitivity, dry mouth, lip/tongue biting, trismus, dysphagia and poor neuromuscular control. Prior to a neurodisability, people will have been able to make decisions about their oral care and dental treatment, but will suddenly be in a position where they may not be able to do so. Patient-centred treatment planning is very important, taking into account the views of families and the multidisciplinary teams. Sedation is often needed to facilitate dental treatment. This presentation will discuss these points and include case discussions.

Managing the oral health of adults with a neurodisability



Dr Alison Dougall

Consultant in Medically Compromised Patients, Dublin Dental University Hospital

Antibiotic stewardship – why bother?

Inappropriate antibiotic use contributes to the spread of antibiotic resistance, and contributes to increased healthcare costs, adverse drug reactions, and healthcare and community-associated *Clostridium difficile* infections, which are implicated in an increasing number of deaths in countries such as Ireland. Among healthcare providers, dentists prescribe about 9% of all antibiotics and are important players in the practice of antibiotic stewardship. This talk will discuss the directive for dentists to "only prescribe antibiotics when medically necessary" and to "educate their patients on when antibiotics are needed". The scientific literature is constantly evolving and this talk will provide the best practice according to latest guidance, and will enable participants to prescribe the right drug at the right dose when indicated to manage dental disease, and more importantly to have confidence and motivation not to prescribe an antibiotic despite the urge to pick up a pen and prescription pad.



Dr Brett Duane

Associate Professor, Dental Public Health, Dublin Dental University Hospital

Sustainability: a closer look at PPE and decontamination

There are a number of elements within healthcare from a personal protective equipment (PPE) and decontamination perspective where we could aim to be more sustainable. This presentation provides the delegate with an update on this fast-growing area.

Learning objectives

At the end of this presentation delegates will:

- understand the environmental footprint of common PPE;
- understand the environmental footprint of the decontamination process; and,
- be able to contrast and compare the use of reusable instruments versus disposable instruments.



Dr Hal Duncan

Consultant Endodontist, Dublin Dental University Hospital

Managing deep caries and the exposed pulp

Traditionally, vital pulp treatment (VPT) has been damned by unpredictable treatment outcomes and gained a reputation as a temporary solution. Over the last few years, VPT has been reinvigorated by the advance of regenerative endodontics, new materials and more conservative solutions, promising increased predictability, while hopefully delivering cost-effective, simple and conservative solutions for patients. Endodontic groups have published consensus statements describing new terminology and management strategies with united concern over current diagnostic terminology for pulpal disease, as well as the need to increase the scope of VPTs. So what's new in this area?

Learning objectives:

- appreciate the importance of maintaining pulp tissue;
- understand modern views of pulpal repair processes;
- be able to classify success in vital pulp treatment;
- evaluate whether current treatments are good enough and what affects success; and,
- appraise the best way to manage patients with deep caries in practice.



Dr Martin Foster

Dentolegal Consultant, Dental Protection, and Head of Dental Services, Ireland

Practising safely in a changing world – dentolegal survival tips

The world of dentistry in the 21st century has changed in ways that the first members of the IDA could not have imagined. The environment facing the profession at the present time comprises a range of potential risks to practitioners, and this presentation aims to identify the main areas that can cause dentolegal problems for the profession. By highlighting common risk areas and providing tips on the steps that practitioners and their teams can take to address these, the presentation will raise awareness of practical risk management strategies that can be put in place to reduce dentolegal risk in current clinical practice.

Dentolegal issues and children's dentistry



Dr David Gerdolle

GDP, special interest in prosthodontics

Deep margin elevation: I love you, neither do I...

Deep margin elevation (DME) relocates the cervical margin of a subgingival preparation supra-gingivally, using a resin composite material.

Learning objectives:

- the ultimate isolation techniques needed to perform DME;
- the DME clinical sequence and clinical common issues; and,
- the clinical studies done about DME and their perspectives.

Direct anterior composites in daily practice: breaking the code without falling apart

The aim of this presentation is to stay close to daily clinical challenges that we are facing, taking care of the ordinary patient using restorative dentistry.

Learning objectives:

- the structural and visual properties of the natural teeth to be emulated; and,
- the guided techniques for anterior direct composite veneers.



Dr Céline Higon

GDP in private practice, UK
Adjunct Assistant Professor, Department of Preventive and Restorative Sciences, University of Pennsylvania School of Dental Medicine

Restorative pearls: a collection of game-changing hacks for restorative enthusiasts

This lecture will provide a smattering of top tips and tricks that will make your life as a restorative dentist easier and your workflow smoother – you may wonder how you ever lived without them. PTFE as retraction cord? Checking occlusion with your fingers? Choosing the right matrix band? Gingivectomy with a bur? Ultimate isolation hacks? Instruments every dentist should have? The list goes on...

This presentation comprises of 60 minutes of top tips that I have picked up or developed over the years that I use each and every day. I hope you find at least a few of them as useful as I do!



Dr Martin Kelleher

Consultant in Restorative Dentistry
King's College Hospital Dental Institute, London

Reflections on the good, the bad and the ugly after 50 years in dentistry

Many changes in dentistry have produced great advantages but many others have invoked Merton's law of unintended consequences. Teeth have evolved to protect themselves against bacteria and acids, but not against high-speed drills. The pursuit of perfection is the enemy of the good in dentistry. The idea of treating teeth primarily as a fashion statement has become normalised. Narcissism in dentistry has become widespread, with unpredictable long-term adverse outcomes. The 'daughter test' remains a decent ethical test as to whether to proceed with aggressive treatments or not.

Learning objectives:

- this presentation will highlight the changes have been of benefit to patients and the profession, but will also cast a critical eye over some of the negative consequences of modern technology;
- some of the contentious issues in 'cosmetic' and 'digital' dentistry will be discussed; and,
- strategies to achieve successful outcomes and avoid failures will be examined.



Dr Rona Leith

Consultant Paediatric Dentistry, Dublin Dental University Hospital

Practical paediatric dentistry for the dental practitioner

This day-long course will provide an overview of the management of a child patient in a private practice setting, from examination to diagnosis and management of caries. A series of lectures will give the practitioner an understanding of contemporary techniques in paediatric dentistry, including silver diamine fluoride (SDF) and the Hall technique, with relevant table demonstrations. Top tips for traumatic dental injuries will be discussed, and common paediatric dilemmas in treatment planning will be covered in an interactive forum using case-based learning.



Dr Eoin Kinsella

Managing Editor,
Dictionary of Irish Biography



Dr Frances Nolan

Researcher and
Historian

'To elevate and maintain the profession': 100 years of the Irish Dental Association

The IDA traces its roots to the late 1880s, when an Irish branch of the British Dental Association was established in Dublin. Influenced by the seismic events of the revolutionary period, in late 1922 the Irish branch seceded – on very amicable terms – to establish the IDA, representing dentists in what was then the Irish Free State. Over the course of the following century the Association has been at the forefront of efforts to promote and improve the dental profession in Ireland, and to advance the interests of its members, and has been integral to some of the most important public health campaigns in the history of the State. To mark its centenary, the IDA has commissioned a comprehensive history of its activities since 1922. In this presentation, authors Eoin Kinsella and Frances Nolan will offer insights into the activities and fortunes of the IDA over the past century.



Prof. James Lucey

Clinical Professor of Psychiatry at Trinity College Dublin, and
Consultant Psychiatrist (and former Medical Director) at St Patrick's University Hospital

Sing, dance, work and play for well-being and better dentistry – a consideration of stress management and practical ways to health and well-being



Dr Siobhan Lucey

Consultant/Senior Lecturer in Paediatric Dentistry,
Cork University Dental School and Hospital

Molar incisor hypomineralisation: challenges and solutions

Molar incisor hypomineralisation (MIH) presents significant challenges for children, their families and dental practitioners. This presentation will provide an overview of current concepts in management, from early identification and prevention, through to provision of atraumatic restorations for the younger child and definitive care. The emphasis throughout will be on the role of the general dental practitioner in the delivery of high quality, child-friendly oral healthcare for children with MIH.

Behaviour management in paediatric dentistry



Dr Ed Madeley

Practice limited to periodontics, Dublin

Combined prosthodontic and periodontic planning of anterior aesthetic cases

A case-based discussion outlining the importance of combined prosthodontic and periodontic planning when dealing with anterior aesthetic cases.

Learning objectives:

- brief outline of aesthetic prosthodontic considerations (smile design);
- detailed outline of gingival considerations in aesthetic rehabilitation;
- use of periodontal surgery, both resective and augmentative, to improve the gingival landscape prior to aesthetic rehabilitation; and,
- case discussions using the above protocol – from simple to complex cases.



Dr Sally McCarthy

Specialist Research Doctor in Endodontics, Royal National ENT
and Eastman Dental Hospital, London

Sports dentistry and dento-facial trauma in recreational and elite athletes

This lecture will explore the role of the sports dentist within professional sport and will look at emerging trends in research and management of sports-related dentofacial trauma. It will discuss the presentation and management of oral health issues in athletes, including primary disease and tooth surface loss. The presentation will give clinical tips on pitch-side management and prevention of acute injuries.



Dr Abigail Moore

Practice limited to paedodontics, Dublin

Practical paediatric dentistry for the dental practitioner

This day-long course will provide an overview of the management of a child patient in a private practice setting, from examination to diagnosis and management of caries. A series of lectures will give the practitioner an understanding of contemporary techniques in paediatric dentistry, including silver diamine fluoride (SDF) and the Hall technique, with relevant table demonstrations. Top tips for traumatic dental injuries will be discussed, and common paediatric dilemmas in treatment planning will be covered in an interactive forum using case-based learning.



Dr Niall Neeson

GDP, Co. Meath

'Don't fear the fear!' – practical tips for confident management of dental anxiety

Join Niall (aka The Calming Dentist) as he talks through a number of effective tools and strategies that you can immediately incorporate into your daily practice – from Monday morning! Take control of the patient journey to help make things easier for your anxious patients – and less stressful for you too!

Learning objectives

At the end of the session, delegates should be able to:

- utilise effective communication and rapport-building techniques;
- introduce strategies that reduce the unhelpful effects of the fight or flight response; and,
- consider the benefits to be gained by embracing dental anxiety!




Dr Richeal Ni Riordain

Consultant/Senior Lecturer in Oral Medicine in Cork University Dental School and Hospital, Honorary Associate Professor of Oral Medicine in University College London Eastman Dental Institute and Health Education England's Regional Academic and Research Advisor for London, Kent, Surrey and Sussex

Oral diseases in patients with systemic problems

Currently, we know that approximately one million people in Ireland suffer from diabetes, asthma, chronic obstructive pulmonary disease (COPD) or cardiovascular disease, while there are close to 200,000 cancer survivors. These numbers are expected to rise exponentially in the next couple of decades. A number of systemic conditions can effect oral health. Sometimes this impact is due to an oral manifestation of the disease, for others it may be an oral adverse effect of the treatments employed to manage the systemic disease, and for some the impact may be due to physical inability to maintain appropriate oral hygiene. The provision of dental care or the maintenance of good oral health is paramount in these patients and therefore the role of the dental team cannot be overlooked. The objective of this lecture is to provide an overview of common chronic conditions in an Irish population, highlighting the oral implications of these chronic conditions and the impact of treatments used on the oral cavity.



Prof. Adam Nulty

Professor of Digital Dentistry, College of Medicine and Dentistry, University of Ulster, President of the International Digital Dentistry Academy

Introducing digital dentistry to your practice

Learning objectives:

- understand what tools are available;
- discuss cutting-edge scanner technologies;
- understand how to integrate these tools to provide digital services with the lab and in house;
- discuss 3D printing and virtual jaw movement possibilities for better patient care; and,
- understand how artificial intelligence (AI) is improving patient care using these technologies.



Prof. Anne O'Connell

Consultant in Paediatric dentistry, Dublin Dental University Hospital and Children's Health Ireland

New developments in dental trauma

Traumatic dental injuries (TDIs) occur commonly throughout life. The likelihood of a successful outcome following dental trauma is maximised by early appropriate care in all age groups. Promoting healing and repair of the traumatised tissue is paramount. There have been numerous developments in the management of dental trauma in recent years based on new evidence.

Learning objectives

Following this lecture the participants will:

- understand and be able to use the IADT guidelines (2020);
- be able to use the correct terminology for records;
- be aware of new materials and techniques; and,
- be knowledgeable of favourable and unfavourable outcomes.



Dr John Ed O'Connell

Consultant Oral and Maxillofacial Surgeon, St James's Hospital, Dublin

Contemporary management of oral cavity cancer including reconstruction and rehabilitation

This lecture aims to outline and expand upon the following topics:

- risk factors for oral cavity squamous cell carcinoma (OCSCC);
- potentially malignant lesions;
- signs and symptoms of OCSCC;
- recognise lesions that require referral;
- patient journey following a cancer diagnosis; and,
- management of these patients in general practice.



Dr Chris Orr

Cosmetic and restorative dentist, London

Traditional crown preparations: time to say goodbye?

In today's clinical practice, our patients routinely enjoy the benefits of adhesive dentistry, which allows us to provide highly aesthetic restorations with minimal (or no) tooth preparation. Unfortunately, with heavily restored teeth, this may not be strictly true. When these restorations reach the end of their clinical lifespan, it is far easier to re-restore the tooth as there is a lot more of it left in the patient's mouth. Or, from a different perspective – when we are considering longevity of restorations, are we really considering longevity of the right thing? If onlays and veneers can really do the same job as a traditional crown, with similar longevity, superior aesthetics and reduced invasiveness, why are we still preparing teeth for crowns in 2023?

Learning objectives:

- to review the invasiveness of preparations for different indirect anterior and posterior restorations;
- to discuss available materials for fabrication of veneers and onlays, and the associated preparation designs and cementation materials; and,
- to compare restoration longevity for different restorations.



Dr Ambrish Roshan

General dental practitioner, Dublin

Social Media

Social Media can be a useful business tool for dental professionals, but it's important to recognise its risks as well as its benefits.

Patients very often set unrealistic expectations for treatment outcomes and it is vital that these expectations are managed correctly and successfully.



Dr Falk Schwendicke

Professor, Chair and Head

Department of Oral Diagnostics, Digital Health and Health Services Research, Charité – Universitätsmedizin Berlin

Artificial intelligence for dental diagnostics and decision support: hype or chance?

At the dawn of the data era, medicine is becoming subject to vested interests from tech companies and digital giants; artificial intelligence (AI) is a buzzword. This presentation will discuss what AI is, how it works and why it may revolutionise medicine and assist dental diagnostics and decision support. AI as a means to leverage medical data will facilitate a more personalised, preventive care, and will pave the way towards minimally invasive management of diseases, oral ones like dental caries among them. We will present specific use cases and highlight where they would fit into clinical practice, but also demonstrate the limitations in current AI applications in dentistry.



Dr Matt Zehnder


University of Zurich, Switzerland

Modern concepts of endodontic irrigation

In this lecture we will discuss how root canal irrigation has developed over the last decades. At the core of everything is the chemo-mechanical principle, first spelled out by Louis Grossman. There are a lot of old and new ideas on how to best clean a heavily inflamed dental pulp or infected root canal system. We will discuss tools and tactics to help reduce chair time without sacrificing the end result. In that context, it helps to think about who we are, in which environment we work, and how much we can charge for a treatment.


Key learning objectives:

- to relate one's own situation in clinical practice to controlled studies obtained in university environments;
- to understand that respecting chemistry in root canal irrigation and medication can simplify treatments; and,
- to consider the fact that there may be different ways to obtain good clinical success in endodontics, yet basic principles need to be followed.



ART EXHIBITION

HOW DO YOU SEE PLANET EARTH?



PLANET EARTH UNDER PRESSURE, SHINING BRIGHTLY

It's sights and sounds, its fauna and flora?
Humankind and our imprint?
Can it be captured but be left untouched?

We are calling on the artists, sculptors, photographers, videographers and musicians amongst us to exhibit your appreciation of the diversity of Planet Earth, under pressure but shining brightly, during the conference

**For details on how to exhibit your craft please contact
aoife@irishdentalassoc.ie**

Dentawealth powered by Walfrid Private is an Irish firm that specialise in wealth management for Dentists. Allow us to show you how to accelerate your Financial Independence to Retire Early.

PURCHASE PROPERTY THROUGH YOUR PENSION, 0% TAX ON INCOME & GROWTH

5 STEPS

1. CONSOLIDATE PENSIONS
2. SOURCE THE PROPERTY
3. PURCHASE THE PROPERTY
4. REFURB AND FITOUT
5. TENANCY = CASHFLOW

info@walfridprivate.ie 01 458 4327

Walfrid Private Ltd. t/a Dentawealth is regulated by the Central Bank of Ireland.




Dentawealth
Wealth Management Service

Walfrid
PRIVATE

Come and get to know
the Straumann Group
at stand B7

straumanngroup
Digital Solutions

clearcorrect

straumann

GenTek™ Angulated Screw Channel TiBases

Designed for restorative flexibility, aimed at restorative efficiency and strength

GenTek™
ZimVie
Components

Flexible post height for the body

- 4.5 mm
- 5.7 mm
- 7.0 mm

driver access up to 25°

Screw channel slot

Anti-rotation feature

Retention grooves

Genuine Connection

Connections

- Certain™
- Esthetic
- TSV
- Tubercular Metal™

For more information about genuine ZimVie Dental Components call your local representative or send an email to ZVUKorders@ZimVie.com

ZimVie

Unless otherwise indicated, as referenced herein, all trademarks and intellectual property rights are the property of ZimVie Inc. or its affiliates, and all products are manufactured by one or more of the dental subsidiaries of ZimVie Inc. (Biomex N, LLC, Zimvie Dental, Inc., etc.) and marketed and distributed by ZimVie Dental and its authorized marketing partners. For additional product information, please refer to the individual product labeling or instructions for use. Product clearance and availability may be limited to certain countries/regions. This material is intended for clinicians only and does not constitute medical advice or recommendations. Distribution to any other recipient is prohibited. This material may not be copied or reproduced without the express written consent of ZimVie. ZV001307A 01/12 ©2012 ZimVie, All rights reserved.

CE
0123

ZimVie DENTAL SOLUTIONS

DR JOE MOLONEY AWARD



Moloney Award 2022 recipient Dr Aisling Donnelly with Dr Paddy Crotty, Trustee, Dental Health Foundation. (Photo: Paul Sherwood Photography.) Dr Donnelly's presentation was entitled: 'Endodontic mishaps: how to predict, avoid and recover from them'.

The Dr Joe Moloney Award is awarded to an outstanding Irish presenter/lecturer at our conference, and is chosen by the delegates. The winner of the Award, which is kindly sponsored by the Dental Health Foundation, will be chosen on the final day of the Conference, when all delegates will have the chance to nominate their presenter of choice.

DR TONY COSTELLO MEDAL



The 2022 Costello Medal was awarded to Dublin Dental University Hospital. Costello Medal recipients 2022: Cameron Price (left) and Donald Ademaj of the Dublin Dental School and University Hospital.

The Costello Medal is awarded to a student or students from one of the dental schools each year for a table demonstration on Friday of the Conference. The competition will be judged on a table demonstration or poster demonstration of not more than 10 minutes' duration on a subject applicable to general dental practice. The Irish Dental Association will provide a grant for each demonstration.

ANNUAL CONFERENCE 2023, MAY 11-13, LYRATH ESTATE, KILKENNY

REGISTRATION

All delegates must register for the Conference. Please log on to www.dentist.ie to register. For further information or queries, please email aoife@irishdentalassoc.ie.

PRE-CONFERENCE

		BEFORE FEBRUARY 28	MEMBER	NON-MEMBER
Paediatric	Hands-on/lecture	Full day	€550	€1,100
Endodontics	Hands-on/lecture	Full day	€550	€1,100
RPO certification	Lecture	Half day	€275	Not open to non-members
Posterior composites	Hands-on/lecture	Half day	€350	€700
Suturing and handling surgical complications	Hands-on/lecture	Half day	€295	€590

MAIN CONFERENCE

	MEMBER	NON-MEMBER	STUDENT (POSTGRADS AND NCHDS)
Full Conference	€400	€800	€250
One day of Conference	€300	€600	€175
Dental team member	€160 *covers both Friday and Saturday at the Conference		
Annual dinner (Friday, May 12)	€95		

INTERNATIONAL DELEGATES

The above prices are valid until February 28, after which time prices will increase by €50.

If you are an international dentist and you are a member of your home country's dental association, we will offer you the IDA membership rate to attend the conference.

ACCOMMODATION IN THE LYRATH ESTATE



SINGLE ROOM

€200 per night

(including breakfast)

DOUBLE ROOM

€220 per night

(including breakfast)

To avail of Irish Dental Association rates
please contact the hotel directly on 056-776 0088.

OTHER ACCOMMODATION IN KILKENNY

Ormonde Hotel Kilkenny Ormonde Street, Kilkenny	Hibernian Hotel 1 Ormonde Street, Kilkenny	Newpark Hotel Castlecomer Road, Kilkenny	Hotel Kilkenny College Road, Kilkenny
056-775 0200 Quote reservation number: 517716	056-777 1888	056-776 0500 Ref: 867105	056-776 2000
Thursday May 11 to Saturday May 13, 2023 Twin at €406 per room Single at €386 per room Thursday May 11 to Friday May 12, 2023 Twin at €189 per room Single at €179 per room Friday May 12 to Saturday May 13, 2023 Twin at €239 per room Single at €229 per room	Thursday, Friday and Saturday night Three nights' bed and breakfast: €238.50 per person sharing in a classic twin or double room Three nights' bed and breakfast: €451 in a double room for single occupancy	Wednesday 10: €110 Thursday 11: €110 Friday 12 €180	Friday and Saturday nights Standard twin/double at €210 per room per night Standard single at €190 per room per night Deluxe supplement at €30 per room per night


SHUTTLE BUS

A SHUTTLE BUS WILL BE PROVIDED TO RUN TO AND FROM KILKENNY CITY CENTRE AND OTHER HOTELS FROM/TO LYRATH ESTATE AT VARIOUS TIMES DURING THE DAY AND EVENING.



Expand your Vision

with Henry Schein Ireland



Visit us on stand G3 at the IDA, AGM 11 - 13 May 2023

Taking care of everything dental

01 456 5288

henryschein.ie

Colgate®

Don't forget to renew your patient's **Duraphat** prescription



76% of patients prefer the taste of Duraphat 5000 ppm^{#,1}

Effective prevention for patients at increased caries risk*

- 5000 ppm Fluoride Toothpaste **prevents cavities** by **arresting and reversing** primary root and early fissure **caries lesions**²⁻⁵

Prescribe Duraphat 5000 ppm Fluoride Toothpaste and **support patient adherence**:

- **89%** of consumers agree that **taste** is an **important factor** when using a toothpaste**
- Prescribing a product with a **preferred taste** may be important to **enhance patient adherence**



1.1% Sodium Fluoride

Be confident prescribing Colgate® Duraphat®, the brand your patients know and trust[†]

Compared to generic 5000 ppm high fluoride toothpaste. * Patients ≥ 16 years at increased caries risk. ** Colgate UK Consumer Survey on Cosmetic Toothpaste. 504 participants. Feb 2020. † YouGov Omnibus for Colgate® UK, data on file June 2015. Claim applies only to the Colgate® brand.

References: 1. Data on file. Preference Survey. January 2020 (n=82). 2. Baysan A et al. Caries Res 2001;35:41-46. 3. Schirmer JF et al. Am J Dent 2007;20. 212-216. 4. Ekstrand et al. Geodent 2008;25:67-75. 5. Ekstrand et al. Caries Res 2013;47:391-8.

Colgate® Duraphat® 5000 ppm Fluoride Toothpaste - Name of the medicinal product: Duraphat® 5000 ppm Fluoride Toothpaste. Active ingredient: Sodium Fluoride 1.1%w/w (5000ppm F⁻). 1g of toothpaste contains 5mg fluoride (as sodium fluoride), corresponding to 5000ppm fluoride. Indications: For the prevention of dental caries in adolescents and adults 16 years of age and over, particularly amongst patients at risk from multiple caries (coronal and/or root caries). Dosage and administration: Brush carefully on a daily basis applying a 2cm ribbon onto the toothbrush for each brushing. 3 times daily, after each meal. Contraindications: This medicinal product must not be used in cases of hypersensitivity to the active substance or to any of the excipients. Special warnings and precautions for use: An increased number of potential fluoride sources may lead to fluorosis. Before using fluoride medicines such as Duraphat, an assessment of overall fluoride intake (i.e. drinking water, fluoridated salt, other fluoride medicines - tablets, drops, gum or toothpaste) should be done. Fluoride tablets, drops, chewing gum, gels or varnishes and fluoridated water or salt should be avoided during use of Duraphat Toothpaste. When carrying out overall calculations of the recommended fluoride ion intake, which is 0.05mg/kg per day from all sources, not exceeding 1mg per day, allowance must be made for possible ingestion of toothpaste (each tube of Duraphat 5000mg/100g Toothpaste contains 255mg of fluoride ions). This product contains Sodium Benzoate. Sodium Benzoate is a mild irritant to the skin, eyes and mucous membrane. Undesirable effects: Gastrointestinal disorders: Frequency not known (cannot be estimated from the available data): Burning oral sensation. Immune system disorders: Rare (≥1/10,000 to <1/1,000): Hypersensitivity reactions. Legal classification: POM. Marketing authorisation number: PL00049/0050. Marketing authorisation holder: Colgate-Palmolive (U.K.) Ltd, Guildford Business Park, Midleton Road, Guildford, Surrey, GU2 8JZ. Recommended retail price: £7.99 (51g tube). Date of revision of text: February 2015.

www.colgateprofessional.co.uk www.colgatesetalks.com