



ANNUAL CONFERENCE

The Galmont Hotel, Galway | May 12-14, 2022



Re-connect

ADA CERP® | Continuing Education
Recognition Program

VISIT DMI AT THE IDA ANNUAL CONFERENCE 2022



MELAG



We are looking forward to seeing you on the DMI stand where we will have all the latest dental innovations in equipment and consumables on display. Our experts will be available to answer any of your queries.

01 427 3700



PLANMECA

DMI Stand

- Promotions
- Prizes
- Cutting edge digital imaging systems
- Equipment specialists

info@dmie.ie
www.dmie.ie

WELCOME FROM THE PRESIDENT

We are delighted that this year's Annual Conference is back in person and back to our usual stomping ground of beautiful Galway for 2022.

How wonderful it is, at long last, to be able to look forward to meeting colleagues and friends for a weekend of education and fun after two years of turmoil. This year, more than ever before, the Annual Conference will be a great opportunity for you to bring your dental team for a sociable and entertaining team-building experience.

The health and safety of our attendees, exhibitors and partners is at the forefront as we plan for the 2022 Annual Conference. It is our top priority to ensure that the conference is organised in accordance with the current public health guidelines. We will of course keep delegates and trade representatives updated on all guidelines closer to the time.

I am especially grateful to this year's Conference Committee, chaired by past President Dr Kieran O'Connor, and including Drs Aoife Crotty, Rory Boyd and Will Rymer, who have put together a stellar line-up of national and international speakers and presenters for this year's event.

We are delighted to have on our programme this year such distinguished speakers as Markus Blatz, Wally Renne, StJohn Crean, Jim Grisdale and Saoirse O'Toole, as well as many, many more.

As in previous years, we will have two programmes running simultaneously on Friday and Saturday so delegates can choose which to attend. A full dental nurses' programme will also take place on Saturday.

We welcome back all our trade supporters and sponsors for Annual Conference 2022. It seems like a lifetime since we met with trade attendees and got to see all of the new and advanced products and equipment on the market.

The AGM of the GP Group will take place on Friday, May 13, at 12.15pm. The AGM of the IDA will take place on Thursday evening at 6.30pm. All members are welcome to attend.

Our golfers will take to the tees on Thursday, May 12, to play for the annual President's Prize at Galway Golf Club. There are also some reserved tee times on Wednesday for those doing pre-Conference courses.

Don't forget our Annual Dinner, which will take place on Friday night at the Galmont Hotel. All are welcome.

Make sure to include 'Re-connect' in your calendar of events for 2022; we look forward to seeing you all in Galway in May.



Dr Caroline Robbins

President Elect

FÁILTE ÓN UACHTARÁN

Tá an Comhdháil bliantúil an-sásta bheith thar nais faoi mar a bhíodh i gCathair álainn na dTreabh, An Ghailimh i 2022.

Nach iontach é, faoi dheireadh thiar thall, go bhfuil an deis againn a bheith ag súil le cairde agus comhleacaithe a fheiscint i gcóir deireadh seachtaine le oideachas agus sparoi i ndiaidh dhá bhliain na hainnise. Beidh an deis agat leis an comhdháil bhliantúil seo, níos mó ná riamh, do fhoireann déidliachta a bhreith leat chun eachtra cuideachtúil agus neartaitheach a bhrascint.

Tá sláinte agus sábháilteacht ár mbaill, taispeántóirí agus pairtnéirí ar bharr an liosta agus sinn ag pleanáil don gComhdháil bhliantúil 2022. 'Sí an phríomh-aidhm atá againn ná go reachtólfar an chomhdháil ag cloí leis na srianta agus treoireachta atá i bhfeidhm maidir le sláinte poiblí. Beimid ag cur na treoireacha ós bhur gcomhair níos cóngaraí don am.

Táim ana bhuíoch do choiste na comhdhála i mbliana. 'Sé an chathaoirleach i mbliana ná an Iar-Uachtarán, An Dr Kieran O'Connor agus ina theannta tá na Dochtúirí Aoife Crotty, Rory Boyd agus Will Rymer. Táid tar éis clár iontach de chainteoirí a eagrú i mbliana ó chian is ó chongar.

Tá ríméad orainn a leithéid Markus Blatz, Wally Renne, StJohn Crean, Jim Grisdale, Saoirse O'Toole agus a thuilleadh nach iad, a bheith mar chainteoirí againn.

Mar a bhíodh de ghnáth, beidh dhá chlár ag feidhmiú ag an am céanna ar an Aoine agus ar an Satharn – bíodh do rogha agat. Beidh clár iomlán dos na altrai déidliachta ar an Satharn chomh maith.

Cuirimid fíor fháilte roimh ár lucht leanúna san earnáil fiacloireachta, na hurraitheoirí don gcomhdháil bliantúil 2022. N'fhacamar le stáir an lucht trádála chun nuacht a fháil maidir le táirgí agus trealamh nua atá ar an margadh.

Beidh cruinniú bliantúil dos na fiacloirí ginearálta ar an Aoine, 13 Bealtaine ag meán lae. Beidh an cruinniú bliantúil ginearálta den gCumann ar an nDéardaoin, 12 Bealtaine ag 6.30i.n. Beidh fáilte roimh gach ball den gCumann.

Beidh ár lucht gailf ag tosnú ag imirt do Dhuais Bliantúil an Uachtaráin ar an nDéardaoin, 12 Bealtaine ag Club Gailf na Gaillimhe. Tá roinnt spásanna curtha in áirithint ar an gCéadaoin dóibh siúd a bheidh ag freastal ar chúrsaí roimh an chomhdháil.

Ná dein dearmad go mbeidh an dinnéar bliantúil ar siúl oíche Dé hAoine in Óstán Galmont. Fáilte roimh chách.

Bí cinnte 'Cónascadh' a bheith i do dhialann i 2022. Táim ag tnúth leis an ócáid agus sibh a fheiscint i gCathair na dTreabh i Mí Bealtaine.

An Dr Caroline Robbins

Uachtarán Tofa

More time to do dentistry with Dentally.

The new normal means you've got more to do now than ever.
Don't let practice management slow you down.



- Manage your practice admin from any location.
- Automation takes the effort out of repetitive jobs.
- Task lists for efficient process management.
- Dentally Chat keeps your team talking.

Make practice management simpler and you can devote more time to what matters: your patients.

Visit dentally.co/ie to discover how we can help you build the practice you want.

dentally The future in practice.




**BRAEMAR
FINANCE**

Part of  Close Brothers Group

Specialist dental finance

- Equipment finance
- Business loans
- Tax loans
- Practice refurbishment and fit-out loans
- Flexible payments over 1 to 7 years

Visit us
at stand
B9

☎ 081 882 7893 💻 braemarfinance.ie/dental

Loans are only available to Limited companies.

Finance approval is subject to terms and conditions.
Close Brothers Limited (being a UK registered private limited company and its Irish registered branch of the same name having registration number 907886), trading as and having as registered business names: Close Brothers Asset Finance, Close Brothers Commercial Finance, Close Brothers Premium Finance brand, Close Brothers Motor Finance and Interim Finance, is authorised by the Prudential Regulation Authority in the United Kingdom and is regulated by the Financial Conduct Authority and the Prudential Regulation Authority in the United Kingdom. UK registered address: 10 Crown Place, London, EC2A 4ET, registered at Companies House, Number 00198205.

Dentawealth powered by Walfrid Private is an Irish firm that specialise in wealth management for Dentists.
Allow us to show you how to accelerate your Financial Independence to Retire Early.

PURCHASE PROPERTY THROUGH YOUR PENSION, 0% TAX ON INCOME & GROWTH



5 STEPS

1. CONSOLIDATE PENSIONS
2. SOURCE THE PROPERTY
3. PURCHASE THE PROPERTY
4. REFURB AND FITOUT
5. TENANCY = CASHFLOW

Walfrid
PRIVATE

info@walfridprivate.ie 01 458 4327

Walfrid Private Ltd. 1/a Dentawealth is regulated by the Central Bank of Ireland.


Dentawealth
Wealth Management Service

INTRODUCTION

REGISTRATION

All delegates must register to attend any part of the Conference at the registration desk. No guests or unregistered delegates are permitted to access any part of the Conference area, including the trade show area.

The registration desk will be open at the following times:

- Thursday 8.30am – 3.00pm (for pre-Conference bookings only)
- Friday 8.00am – 4.00pm
- Saturday 9.00am – 3.00pm

GP MEETING

A GP meeting for all IDA members will take place from 12.15pm – 1.15pm on Friday, May 13. All IDA members welcome.

CONFERENCE BADGES

Please wear your name badge at all times in the Conference areas. Conference badges must be shown/worn in order to access any lecture hall or trade show area.

ANNUAL DINNER

The Annual Dinner will take place on Friday, May 13, in the Inis Mór Suite of the Galmont Hotel. A drinks reception will take place in the front foyer at 7.00pm. Dress code is black tie. A seating plan will be in use.

ADA CERP

Continuing Education Recognition Program

Irish Dental Association is an ADA CERP Recognised Provider. ADA CERP is a service of the American Dental Association to assist dental professionals in identifying quality providers of continuing dental education. ADA CERP does not approve or endorse individual courses or instructors, nor does it imply acceptance of credit hours by boards of dentistry. Irish Dental Association designates this activity for 11.5 continuing education credits. (Friday and Saturday)

CONFERENCE COMMITTEE



Kieran O'Connor
(Chair)



Aoife Crotty



Will Rymer




Rory Boyd



Elaine Hughes



Aoife Kavanagh



PROGRAMME COLOUR CODE AND CONTENTS

PRE-CONFERENCE PROGRAMME	6
CONFERENCE	9
DENTAL NURSES' PROGRAMME	11

A dedicated nurses' programme will take place on Saturday, May 16. Dental hygienists and practice managers are welcome to attend any of the sessions on Friday and Saturday.



Maximising success in endodontic treatment

Dr Aisling Donnelly and Dr Greg Creavin


HALF-DAY HANDS-ON COURSES (9.00am – 1.00pm OR 2.00pm – 6.00pm)

Endodontics requires precision and at times can involve challenging treatments. This workshop will focus on strategies to help you achieve maximum and consistent success when providing endodontic treatment.

Learning objectives

Attendance at this session should improve understanding of:

- creating an ideal access cavity to ensure that all root canal anatomy is found and can be negotiated;
- providing a systematic approach to instrumentation and achieving maximum disinfection of the root canal system;
- tips on negotiating more challenging canals (curved, sclerosed, or ledged); and,
- methods to achieve adequate obturation of the prepared canals.



The CAD/CAM ceramic update in aesthetic dentistry

Prof. Markus Blatz

FULL-DAY LECTURE (9.30am – 5.30pm)

The recent evolution in CAD/CAM and ceramic technologies offers a whole new range of aesthetic, less invasive, and long-lasting treatment options. However, there are still many questions. What are the best materials considering the large variety of ceramics available today? What ceramics can be used with chairside CAD/CAM systems? Do different ceramics require specific laboratory and clinical treatment? What cements or bonding protocols should I use for the different ceramics to avoid failures? Is all zirconia the same? Can I bond to zirconia and make resin-bonded bridges? What are the best materials on implants and why? And, where is the scientific evidence on all these topics? This presentation will answer such questions and provide an update on aesthetic treatment options with ceramics, from conservative partial-coverage laminate veneers and onlays to resin-bonded bridges and implant-supported restorations.

Learning objectives

Attendance at this session should improve the understanding of:

- differentiating modern ceramic materials and their indications;
- CAD/CAM technology and its diverse applications in aesthetic dentistry;
- strategies for success with ceramic restorations for teeth and implants based on the current scientific evidence; and,
- clinical guidelines for long-lasting aesthetic restorations, from laminate veneers and onlays to resin-bonded bridges and implant-supported restorations.



Crown lengthening for predictable aesthetic and functional restorative treatment outcomes

Dr Jim Grisdale

HALF-DAY HANDS-ON WORKSHOP (9.00am – 1.00pm and 2.00pm – 6.00pm)

This hands-on workshop will focus on the different techniques utilised in surgical crown extension for aesthetic and functional cases. Indications and contraindications for crown lengthening will be addressed. The concept of biologic width and ferrule effect as it applies to crown lengthening will be covered. Proper case selection, flap types and management, from incisions, flap elevation, and osseous surgery, to suturing techniques, will also be presented. This course is a must for all dentists who are providing aesthetic and functional crown restorations to their patients.

Learning objectives

Attendance at this session should improve the understanding of:

- diagnosing and treatment planning patients for both aesthetic and functional crown lengthening;
- recognising the indications and contraindications for crown lengthening;
- the principles of biologic width and ferrule effect, and how they apply to functional and aesthetic crown lengthening; and,
- flap designs, principles of osseous surgery, suturing techniques and postoperative care for crown-lengthening procedures.



f:ocus RAW

Dr Minesh Patel and Dr Ambrish Roshan

HALF-DAY HANDS-ON COURSE (9.00am – 1.00pm and 2.00pm – 6.00pm)

f:ocus Raw will explore dental photography in a visual and creative manner. It will relate the relevance of these skills in order to improve clinical outcomes and aesthetic results. An insight into modern equipment and lighting choices, partnered with a live tethered demo shoot, will immerse delegates in a fun and informative experience with practical demonstrations.



Learning objectives:

- become familiar with the equipment and settings required for dental photography;
- learn the basic views required to photograph a patient's smile and dentition; and,
- partake in a hands-on session to practice using your camera to take these views.



Achieving compliance – frequently asked questions

Drs Ahmed Kahatab, Michaela Dalton and Maria O'Grady

90-MINUTE LECTURE (10.00am or 2.00pm)


Chair: Dr Eamon Croke

This interactive workshop aims to help participants to achieve compliance by answering frequently asked questions.

Participants will gain insight into:

1. HIQA and EPA radiation regulation;
2. legislation in day-to-day practice;
3. Dental Council Codes of Practice, and;
4. clinical topics.

The workshop is open to dentists, dental hygienists, practice managers and senior dental nurses. Based on their wide range of compliance expertise, the presenters will show how the simplest approach is often the best solution.



Learning objectives:

- examine the essentials of compliance requirements and the role of statutory bodies;
- review the extensive range of resources and support tools available on the 'Members' section of the IDA website; and,
- to provide participants with easily implemented tips to achieve compliance.



Flow – a posterior composite simplified workflow powered by Bioclear

Dr Nik Sethi

FULL-DAY HANDS-ON COURSE (9.30am – 5.30pm)

This full-day hands-on session will give a full patient journey including occlusal assessment, rubber dam, and adhesive protocols, as well as a simplified build-up approach for class II composite restorations. The focus will be on rethinking cavity design, utilising heated composite, and a step-by-step hybrid injection moulding approach with final increment layering for efficient, stain-free, predictable and aesthetic restorations.

Learning objectives:

- to revisit rubber dam application and top tips for difficult cases;
- to review modern adhesive systems; and,
- to understand a modern class II cavity requirement for long-term stain-free restorations.

medray

morris
DENTAL COMPANY LIMITED
part of the medray group



Visit our
Booth S2 and
see our range
of digital
equipment on
display

Belmont

Benchmark of Reliability

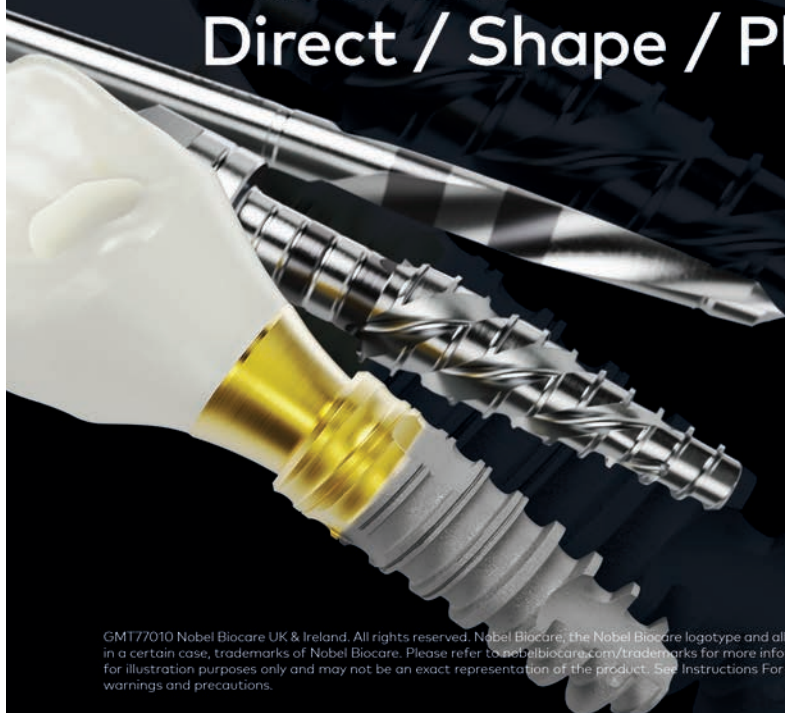
Nobel Biocare N1™

Reshaping implantology

IN JUST 3 STEPS

Direct / Shape / Place

Nobel Biocare



Rarely does an implant system come along that redefines implant dentistry. The Nobel Biocare N1 system does just that. Every aspect of the system makes it stand apart. From the way it is designed, to the way it embraces biology*, to the pioneering surfaces, it offers you and your patients the latest technology. Experience a new feeling in implantology.

nobelbiocare.com/n1

GMT77010 Nobel Biocare UK & Ireland. All rights reserved. Nobel Biocare, the Nobel Biocare logotype and all other trademarks are, if nothing else is stated or is evident from the context in a certain case, trademarks of Nobel Biocare. Please refer to nobelbiocare.com/trademarks for more information. Product images are not necessarily to scale. All product images are for illustration purposes only and may not be an exact representation of the product. See Instructions For Use for full prescribing information, including indications, contraindications, warnings and precautions.

CONFERENCE

Friday, May 13

PROGRAMME 1 HALL 1



9.00am – 10.00am

WALTER RENNE

3D print the practice of your dreams



10.00am – 11.00am

MIKE LEWIS

So how good is your oral medicine?



PROGRAMME 2 HALL 2



9.00am – 10.00am

JIM GRISDALE

The dark side of implants: complications and management



10.00am – 11.00am

MARKUS BLATZ

The evolution of ceramics in aesthetic implant dentistry



11.00am – 11.30am COFFEE BREAK and VISIT EXHIBITION AREA



11.30am – 12.15pm

CONOR BARRY

The surgical-dental interface in head and neck cancer management



11.30am – 12.15pm

MARKUS BLATZ

The CAD/CAM ceramic update in aesthetic dentistry



12:15pm – 1.15pm

GP MEETING

ALL WELCOME



12:15pm – 1.00pm

MINESH PATEL

f:ocus f:raming – digital photography

1.00pm – 2.00pm LUNCH



2.00pm – 2.45pm

StJOHN CREAN

Medical emergencies in the dental surgery



2.00pm – 2.45pm

NIAMH BOYLE

Dental extractions: simple – surgical. How to keep things simple



2.45pm – 3.30pm

LARS RASMUSSEN

Osteoporosis and osteoclast inhibitors



2.45pm – 3.30pm

RAJ RATTAN

e-fingerprints – a review of the challenges of ethical practice



3.30pm – 4.00pm COFFEE BREAK and VISIT EXHIBITION AREA
followed by the presentation of the COSTELLO MEDAL to this year's recipient



4.15pm – 5.15pm

CHRIS GRIFFITHS

Exhumation of mass graves: why we bother



4.15pm – 5.15pm

SLAINE McGRATH

Social media 101: how to grow your practice with social media



CONFERENCE

Saturday, May 14

PROGRAMME 1 HALL 1



9.30am – 10.30am

AISLING DONNELLY

Endodontic mishaps: how to predict, avoid and recover from them



9.30am – 10.30am

MARIELLE BLAKE

The role for Invisalign in orthodontic practice

10.30am – 11.00am COFFEE BREAK and VISIT EXHIBITION AREA



11.00am – 12.00pm

JIM GRISDALE

How do I choose the most effective periodontal and peri-implant treatment for my patients? Maintenance, repair or regeneration? How, when and why?



11.00am – 12.00pm

JENNIFER McCAFFERTY

Restorative options for managing caries in primary molars



12.00pm – 1.00pm

WALTER RENNE

Intra-oral scanners: where are we now?



12.00pm – 1.00pm

GRACE KELLY

Dental anxiety management in general dental practice

medray

1.00pm – 2.00pm LUNCH



2.00pm – 2.45pm

RACHEL DOODY

The Reclassification of Periodontitis, How it impacts treatment and maintenance in light of the S-3 level treatment guidelines



2.00pm – 2.45pm

GILLIAN SMITH AND JENNIFER COLLINS

Autism: removing the barriers to successful dental care



2.45pm – 3.45pm

BOB KHANNA

Profiloplasty – the art of creating aesthetically pleasing profiles



2.45pm – 3.45pm

SAOIRSE O'TOOLE

Updates in the medical comorbidities, diagnosis and monitoring of tooth wear

3.45pm – 4.00pm COFFEE BREAK and VISIT EXHIBITION AREA

4.00pm – 4.30pm

BOB KHANNA

Continued

4.00pm – 4.30pm

SAOIRSE O'TOOLE

Continued

NURSES' PROGRAMME

Saturday, May 14

LOUGH ATALIA SUITE, 4th FLOOR



10.00am – 11.00am

KELLY DOHERTY and PATRICK O'HARE

Medical emergencies – the team approach



11.00am–11.30am COFFEE BREAK and VISIT EXHIBITION AREA

11.30am – 12.30pm

KELLY DOHERTY and PATRICK O'HARE

Medical emergencies – continued



12.30–1.15pm

EAMON CROKE

Compliance – back to basics

1.15pm– 2.15pm LUNCH



2.15pm – 3.15pm

SIMON SHAWE

Save €s!! Equipment care and maintenance



3.15pm – 4.00pm

NOEL KAVANAGH

Team involvement for better
record keeping



**LISTERINE REDUCES
PLAQUE TO HELP PREVENT
GUM DISEASE**

**AND CLINICALLY
PROVEN FOR 5X MORE
PLAQUE FREE SITES**

**VS MECHANICAL
CLEANING ALONE!**



**EMAIL
LISTERINESAMPLING@ITS.JNJ.COM
TO SIGN UP TO RECEIVE
FREE SAMPLES FOR YOUR PATIENTS**

1. Araujo M W B et al. Meta-analysis of the effect of an essential-oil-containing mouth rinse on gingivitis and plaque. JADA. 2015;146(6):610-622. (E-E)-2300001

Johnson & Johnson
THE MAKERS OF

LISTERINE

DR JOE MOLONEY AWARD



The recipient of the Moloney Award from our online webinar series in 2021 was Dr Conor Barry, Maxillofacial Consultant, Cork, whose lecture was entitled: 'Mouth cancer – the patient's journey from the dentist's surgery to the surgeon's operating table and back'.

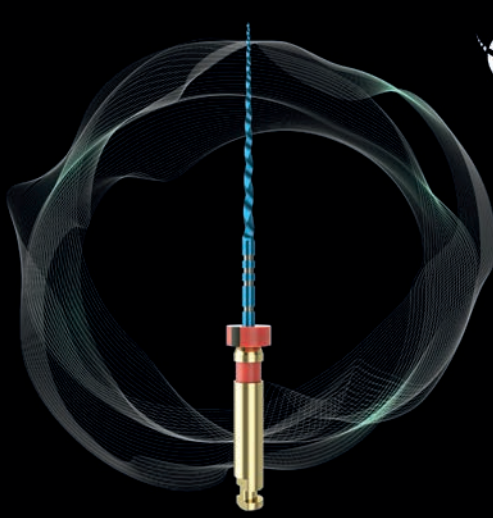
The Dr Joe Moloney Award is awarded to an outstanding Irish presenter/lecturer at our conference, and is chosen by the delegates. The winner of the Award, which is kindly sponsored by the Dental Health Foundation, will be chosen on the final day of the Conference, when all delegates will have the chance to nominate their presenter of choice.

DR TONY COSTELLO MEDAL



The 2021 Costello Medal was awarded to Dublin Dental School & University Hospital. The recipients were Ciara Halton and Ameila Conlon Batey. Their presentation was entitled 'Do consumers consider sustainability when purchasing a toothbrush? A discrete choice experiment'.

The Costello Medal is awarded to a student or students from one of the dental schools each year for a table demonstration on Friday of the Conference. The competition will be judged on a table demonstration or poster demonstration of not more than 10 minutes' duration on a subject applicable to general dental practice. The Irish Dental Association will provide a grant for each demonstration.



ENDOPERFECTION

The UK based endodontic manufacturer behind the **award-winning** Varyflex range of file systems.

To find out more visit www.endoperfection.com

01386 556136 | [f](#) [@](#) endoperfection



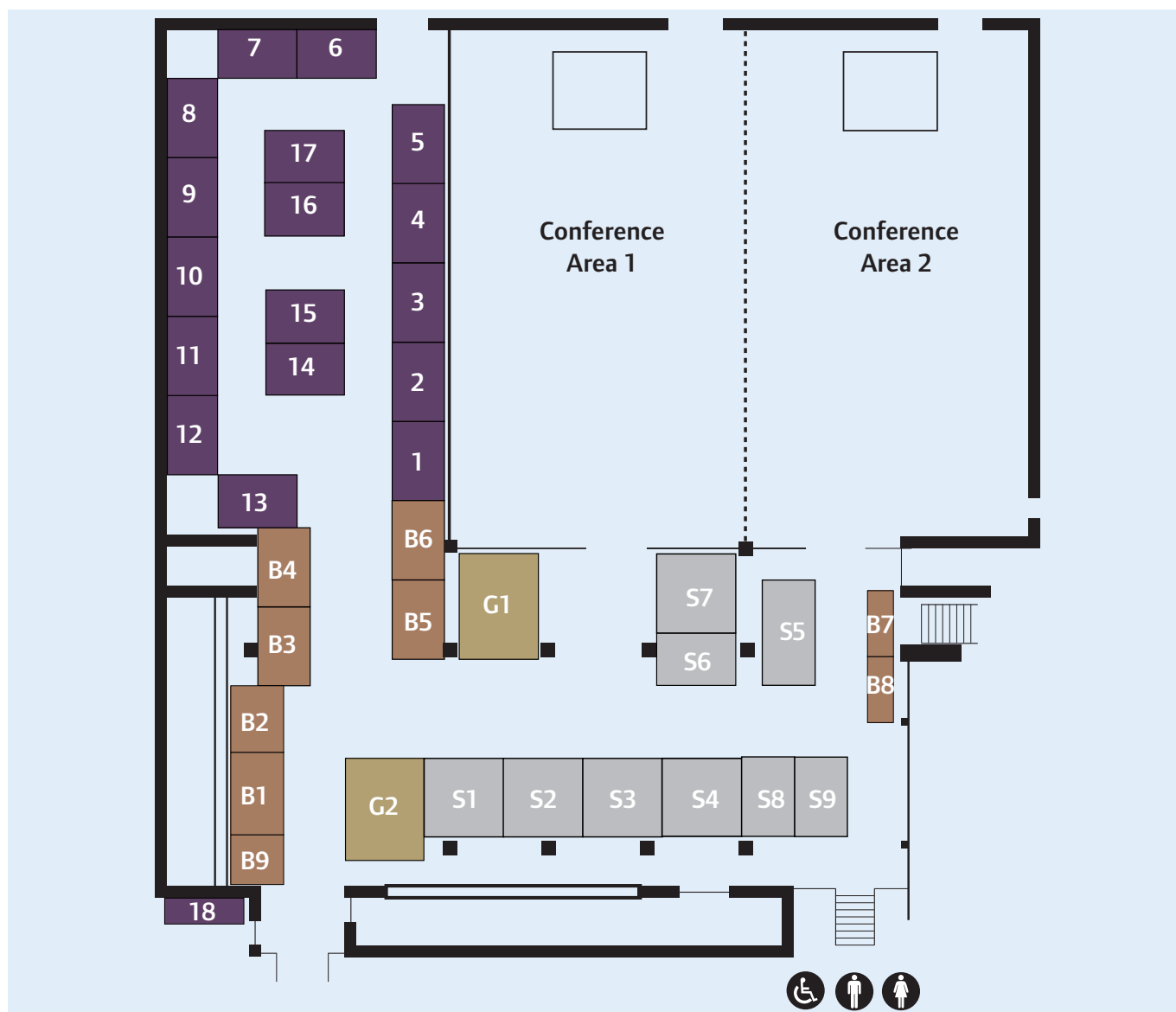
happythreads.ie

#1

DENTAL UNIFORMS

STAND B8

LOOK WHO IS SUPPORTING OUR CONFERENCE



LIST OF EXHIBITORS

GOLD

- G1 Colgate
- G2 DMI

SILVER

- S1 BF Mulholland
- S2 Medray
- S3 Coltene
- S4 VOCO
- S5 Listerine
- S6 Dentawealth
- S7 Nobel Biocare
- S8 3M
- S9 Planmeca

BRONZE

- B1 McDowell & Service
- B2 Optident
- B3 Dentally
- B4 Pamex
- B5 Endoperfection
- B6 Moore Wealth Management
- B7 Linked Financial
- B8 Happy Threads
- B9 Braemar Finance

TRADE

- 1 NSK
- 2 Oral-B
- 3 Q-Sip
- 4 DeCare Dental
- 5 Initial Medical
- 6 Southern Implants
- 7 Kerr
- 8 Ocean Healthcare

- 9 SME Finance
- 10 Murray Woods
- 11 MedAccount Services
- 12 Curaden
- 13 HDMS
- 14 Omega Financial Management
- 15 Handpiece Harry
- 16 MediEstates
- 17 Karma Sales and Services
- 18 Doyle Mahon Insurances
- 19 Dental Protection
- 20 Irish Dental Hygienists Association
- 21 Capital Flow
- 22 3 Mobile
- 23 Kulzer
- 24 Ormco
- 25 Irish Oxygen
- 26 ZimmerBiomet
- 27 Irish Dental Nurses Association

ACCOMMODATION



THE CITY OF THE TRIBES

SINGLE ROOM
€158 per night
(including breakfast)

DOUBLE ROOM
€168 per night
(including breakfast)

To avail of the Irish Dental Association 2022 conference accommodation rate, please follow these steps:

- 1 log on to www.thegalmont.com
- 2 enter the required dates
(May 12, 13 and 14, 2022)
- 3 type **IDA2022** into the PROMO code

The Galmont Hotel,
Lough Atalia Road,
Galway.
T: 091-538300

BOOKING NOW OPEN

JOIN US FOR DINNER!



The Annual Dinner takes place on Friday, May 13, 2022, in the Galmont Hotel. Drinks reception from 7.00pm and dinner from 8.30pm. Tickets are €85.

PRESIDENT'S GOLF COMPETITION



The President's golf competition will take place at Galway Bay Golf Resort on May 12, 2022, from 1.00pm. For anyone booked to do a pre-Conference course on Thursday, we have reserved some tee times on Wednesday, May 11, in the afternoon.

Playing in three balls. As well as Conference delegates, accompanying persons and all trade exhibitors are also welcome to play. Only delegates registered for the Conference can be eligible for the President's Prize.

WHAT IF YOUR PENSION COULD CHANGE THE WORLD?

- ✓ Fund performance
- ✓ Wide selection of funds to choose from
- ✓ Ethical & Sustainable Funds Only (ESG)

LET YOUR PENSION MAKE A DIFFERENCE TO YOUR WORLD



Talk to Mike @ Linked Financial
We are located at Stand B7

 **linkedfinancial**
www.linkedfinancial.ie

McDowell + Service Dental Laboratory Ltd.



Crown + Bridge



CAD/CAM



Implants



Prosthetics



Chrome



Titanium



Orthodontics



Surgery Products

Multi Award Winning Dental Laboratory.

**Keeping you and your practice
one step ahead.**

T 028 9037 0708

E enquiries@mcdowell-service.com

W www.mcdowell-service.com

Unit 4c, Dargan Court, Dargan Crescent, **BELFAST**, BT3 9JP



My restoration:
Biocompatible,
naturally!



**Admira Fusion – The first
pure ceramic for direct fillings**

VOCO
THE DENTALISTS



Mr Conor Barry

Consultant, Associate Professor of Oral and Maxillofacial Surgery, University College Cork

The surgical-dental interface in head and neck cancer management



Dr Marielle Blake

Consultant orthodontist, HSE, and private practice

The role for Invisalign in orthodontic practice

This presentation will cover the patient's journey with aligners, starting with the digital workflow, treatment planning, treatment process and retention. The treatment of various malocclusion types will be demonstrated. Potential advantages and disadvantages of the aligner system will be discussed.

Learning objectives

Attendance at this session should improve understanding of:

- the digital workflow involved with aligner therapy;
- treatment planning to produce the desired result;
- case types best suited to aligner therapy;
- the patient's journey with aligners; and,
- advantages and disadvantages of aligner therapy.



Dr Markus Blatz

Chairman, Department of Preventive and Restorative Sciences, and Assistant Dean for Digital Innovation and Professional Development, University of Pennsylvania School of Dental Medicine

CAD/CAM ceramic update in aesthetic dentistry

The recent evolution in CAD/CAM and ceramic technologies offers a whole new range of aesthetic, less invasive, and long-lasting treatment options. This presentation will provide an update on aesthetic treatment options with ceramics, from conservative partial-coverage laminate veneers and onlays, to resin-bonded bridges and implant-supported restorations.

Evolution of ceramics in aesthetic implant dentistry

Learning objectives:

- differentiate modern ceramic materials and their indications in implant dentistry;
- learn the importance of physical, optical, and biologic properties of implant restoration materials; and,
- comprehend clinical and laboratory guidelines for long-lasting aesthetic implant restorations.



Dr Niamh Boyle

Oral surgeon in private practice limited to oral surgery, implant surgery and conscious sedation

Dental extractions: simple – surgical. How to keep things simple.

This presentation will cover the basics of simple and surgical dental extractions.

Learning objectives

Attendees should be able to:

- assess a patient for a dental extraction;
- understand the possible complications of dental extractions and how to avoid them;
- be aware of medical conditions/medications that may complicate a simple dental extraction;
- discuss sedation techniques for anxious patients; and,
- discuss restoration of the space prior to extraction by considering socket preservation and conservative extraction techniques to preserve bone.



Dr Jennifer Collins

General dental practitioner, Dublin

Autism: removing the barriers to successful dental care

Autism is a prevalent condition that affects how a person communicates with and relates to people around them. Many issues can arise in a dental surgery when treating an autistic patient, in part due to the huge sensory overload that dental treatment presents.

This lecture presents an insight into the challenges faced by autistic patients when attending a dental surgery or receiving dental treatment. We will offer some helpful techniques and tools that the dental team can use to help autistic patients to access dental care. On completion of this lecture, the attendee will have a greater understanding of autism, along with a practical guide on how to help their dental team and autistic patients to navigate any obstacles to successful dental care.




Prof. StJohn Crean

Pro Vice-Chancellor for Research and Enterprise, University of Central Lancashire

Medical emergencies in the dental surgery

Dental practice places many stressful demands upon the modern-day dental professional, not least of which is to manage the anxiety created in their patients undergoing, in some cases, complex treatments. The nature of patients in the 21st century means that many carry medical conditions known and unknown. Understanding and managing these medical conditions, especially when they become an acute emergency, is now an expected skill of every modern dental professional. This talk will outline a range of medical emergencies that the general public expects their dental professional to be able to recognise and manage competently.



Dr Greg Creavin

Practice limited to endodontics,
Dublin and Galway

Maximising success in endodontic treatment

Endodontics requires precision and at times can involve challenging treatments. This workshop will focus on strategies to help you achieve maximum and consistent success when providing endodontic treatment.

Learning objectives:

- create an ideal access cavity to ensure all root canal anatomy is found and can be negotiated;
- provide a systematic approach to instrumentation and achieve maximum disinfection of the root canal system;
- tips on negotiating more challenging canals (curved, sclerosed, or ledged); and,
- methods to achieve adequate obturation of the prepared canals.



Dr Aisling Donnelly

Practice limited to endodontics,
Dublin

Endodontic mishaps: how to predict, avoid and recover from them

Learning objectives:

- tips to achieve the correct endodontic diagnosis;
- how to identify and pre-empt cases that could lead to mishaps;
- tips on the management of these cases; and,
- how to manage mishaps if they do occur.

Maximising success in endodontic treatment

Learning objectives:

- create an ideal access cavity to ensure all root canal anatomy is found and can be negotiated;
- a systematic approach to instrumentation and achieve maximum disinfection of the root canal system;
- tips on negotiating more challenging canals; and,
- achieve adequate obturation of the prepared canals.



Dr Rachel Doody

Private practice limited to
periodontics and surgical implant
dentistry, Dublin

The Reclassification of Periodontitis, How it impacts treatment and maintenance in light of the S-3 level treatment guidelines

The new classification updates the previous 1999 classification of periodontal diseases. The aim of this presentation is to assist dentists in implementing the new classification in their clinical practice, and helping them to organise patients for periodontal and implant therapy. The presentation will also address how to manage the ongoing maintenance of these patients.



Dr Chris Griffiths

Associate Professor, NSW Forensic
Dental Unit, Australia, and
Scientific Vice Chairman, Interpol
Disaster Victim Identification
Standing Committee

Exhumation of mass graves: why we bother

Chris was asked in the early 1990s to be a member of the Australian Government Attorney General's Special Investigation Unit to uncover two mass graves in the Ukraine as part of the Australian Government's war crimes trials. Much later, working for the United Nations in East Timor, he was part of a team recovering the bodies of the young victims in the Occusi massacre. This talk will outline some of the experiences learned from uncovering these mass graves, with regard to the fragility of democracy espoused by the American philosopher Noam Chomsky.

Lessons learnt

What to do when your government starts killing your neighbours.



Dr Jim Grisdale

Department of Periodontics, Loma
Linda University, California, USA

How do I choose the most effective periodontal and peri-implant treatment for my patients?

Maintenance, repair or regeneration? How, when and why?

Learning outcomes:

- diagnose and treatment plan patients for both aesthetic and functional crown lengthening;
- recognise the indications and contraindications for crown lengthening;
- the principles of biologic width and ferrule effect; and,
- flap designs, principles of osseous surgery, suturing techniques, and postoperative care.



Dr Noel Kavanagh

Education and Engagement Lead
(Ireland), Dental Protection

Team involvement for better record keeping

An overview of record keeping and why it's so important, but focusing on how the dental nurse can be more involved in the process. We will explore the practicalities involved, the benefits for all concerned and the potential challenges. This will all be discussed in the context of practical implementation in a busy dental surgery.



Dr Grace Kelly

Clinical and Topic Lead in Special Care and Sedation, Cardiff University School of Dentistry

Dental anxiety management in general dental practice

Learning objectives:

- to increase confidence communicating and building rapport with anxious dental patients;
- to understand and utilise behavioural/non-pharmacological management techniques for anxious patients; and,
- to update knowledge and improve decision-making on the use of pharmacological techniques for dental anxiety management.



Prof. Bob Khanna

Professor of Facial Aesthetics, University of Seville, Clinical Director, DrBK Clinic, Reading and Harley Street, Clinical Director, the Dr Bob Khanna Training Institute

Profiloplasty – the art of creating aesthetically pleasing profiles

This presentation will cover optimising clinical outcomes for full face sculpting, non-surgically. Since full face sculpting must be conducted with 3D analysis in mind, it is essential to precisely recognise areas of the face to target for treatment using dermal fillers. This lecture will present the latest version of the P-line system.

Learning objectives:

- the principles of profiloplasty and the P-line system;
- the limitations of treatment using dermal fillers;
- non-surgical vs surgical treatment;
- how best to meet patient expectations; and,
- the importance of a full-face approach vs single-region treatment.



Prof. Mike Lewis

Professor of Oral Medicine, School of Dentistry, Cardiff University

So how good is your oral medicine?

An overview of the diagnosis and contemporary treatment of a range of oral medicine conditions, with an emphasis on recognition of orofacial disease and its management in primary care. The material will be presented in the form of a self-assessed interactive quiz that will enable participants to gauge the level of their knowledge in oral medicine.

Learning objectives

Delegates will have an improved understanding of:

- management of dry mouth;
- differential diagnosis and treatment of orofacial pain;
- pigmentary and localised mucosal abnormalities; and,
- use of antimicrobial agents for orofacial infections.



Dr Jennifer McCafferty

Paediatric dentist, Cork.

Restorative options for managing caries in primary molars

This presentation will cover the restorative options for managing carious primary molars in children. The lecture will outline techniques and materials used, with particular consideration for deep cavities and how to manage the pulp of primary molars in these situations.

Learning objectives:

- discuss the various restorative techniques used to restore primary molars, especially for deep cavities with consideration of pulp management;
- discuss the choice of materials;
- know how to use the techniques and materials in practice; and,
- know what procedures and materials help the longevity of the restoration in primary molars.



Dr Slaine McGrath

GDP, London, cosmetic dentistry

Social media 101: how to grow your practice with social media

Learning objectives:

- how to set up and grow your business social media profile;
- how to target potential patients; and,
- how to increase your practice revenue with social media.



Dr Saoirse O'Toole

Clinical Lecturer in Prosthodontics, King's College London, Visiting Associate Professor, University College Dublin, and private practice, Beacon Dental Clinic.

Updates in the medical comorbidities, diagnosis and monitoring of tooth wear

New understandings and insights into the influence of medical comorbidities on erosive tooth wear, including a demonstration of free online software.

Learning objectives

1. Understand how a patient's medical history can impact on erosive tooth wear progression.
2. Look for signs of undiagnosed medical conditions based on intra-oral presentation.
3. Give effective preventive advice to patients and learn how to liaise with the patient's GP.
4. Manage erosive tooth wear-related dentine hypersensitivity.
5. Digital methods to monitor tooth wear progression and shortcomings in the available commercial software.



Dr Minesh Patel

General dentist, UK

f:ocus RAW

Learning objectives:

- become familiar with the equipment and settings required for dental photography;
- learn the basic views required to photograph a patient's smile and dentition; and,
- partake in a hands-on session to practice using your camera to take these views.

f:ocus f:raming

Learning objectives:

- gain a brief overview of slr camera settings for dental photography;
- learn how to use photographic accessories to best capture points of interest; and,
- observe a live tethered demonstration of select views to supplement your learning.



QPSC

Quality and Patient Safety Committee

Drs Michaela Dalton, Ahmed Kahatab and Maria O'Grady
Chair: Eamon Croke

Achieving compliance – frequently asked questions

This interactive workshop aims to help dentists, dental hygienists, practice managers and senior dental nurses to achieve compliance by answering frequently asked questions. Participants will gain insight into:

- HIQA and EPA radiation regulation;
- legislation in day-to-day practice;
- Dental Council Codes of Practice; and,
- clinical topics.

Learning objectives:

- examine the essentials of compliance requirements and the role of statutory bodies;
- review the extensive range of resources available on the 'Members' section of the IDA website; and,
- provide participants with easily implemented tips to achieve compliance.



Dr Lars Rasmussen

Professor and Consultant Maxillofacial Surgeon, The Sahlgrenska Academy and Hospital, University of Gothenburg, Sweden

Osteoporosis and osteoclast inhibitors

This lecture will address the underlying pathogenic mechanisms behind osteoporosis, osteoporotic fractures, treatment options, and how to identify and treat side effects of medication-induced osteonecrosis of the jaw. Dental extractions have been particularly pointed out as a risk factor for inducing jawbone necrosis. There are, however, certain treatment protocols that minimise the risks.

Learning objectives

Attendees should (hopefully) learn:

- about osteoporosis and modern treatment;
- about risk factors for MRONJ;
- how to minimise the risk for development of MRONJ; and,
- how to treat confirmed MRONJ.

We offer more than just consumables.

Your first choice in service, supply and support in Ireland.

Take a look at what we can offer you:



Consumables



Medical Aesthetics



Engineering Service & Repair



Practice Management



Capital Equipment



CPD Training Courses



General Pharmaceuticals



Surgery Design

Contact

+44 (0) 28 94 452 668

sales@bfmulholland.com • www.bfmulholland.com





Dr Raj Rattan

Director, Dental Protection

e-fingerprints – a review of the challenges of ethical practice



Prof Walter Renne

Professor and Assistant Dean of Innovation and Digital Dentistry, Medical University of South Carolina

Intra-oral scanners: where are we now?

Learning objectives:

- the state of intra-oral scanners;
- trueness and precision;
- scan only, and scan and design;
- scan and mill; and,
- All-on-X workflow.

3D print the practice of your dreams

Learning objectives:

- the state of in-office 3D printing, applications and real-world productivity;
- integration of CBCT with 3D printing;
- guided implant placement all in house;
- printed removables; and,
- printed implant prosthetics, including custom healers and presurgical prosthetics.



Dr Ambrish Roshan

General dental practitioner, Dublin

f:ocus RAW

Learning objectives:

- become familiar with the equipment and settings required for dental photography;
- learn the basic views required to photograph a patient's smile and dentition; and,
- partake in a hands-on session to practice using your camera to take these views.





SAFE HANDS

Patrick O'Hare and Kelly Doherty
Safe Hands



Management of medical emergencies within the dental practice – the team approach

This two-hour workshop will cover the essentials in managing medical emergencies in the dental practice, including what should be in a drugs kit.



Dr Nik Sethi

Scientific Chairman of the British Academy of Aesthetic Dentistry and Director of Elevate Education

Flow – a posterior composite simplified workflow powered by Bioclear

This full-day hands-on session will give a full patient journey including occlusal assessment, rubber dam, and adhesive protocols, as well as a simplified build-up approach for class II composite restorations.

Rethinking cavity design, utilising heated composite, and a step-by-step hybrid injection moulding approach with final increment layering for efficient, stain-free, predictable and aesthetic restorations.

Learning objectives:

- to revisit rubber dam application and top tips for difficult cases;
- to review modern adhesive systems; and,
- to understand a modern class II cavity requirement for long-term stain-free restorations.



Dr Simon Shawe

Head of Equipment Division, DMI

Save €s!! Equipment care and maintenance

Top tips on looking after your surgery equipment to increase its life and avoid breakdowns/repairs of your dental equipment, including:

- chairs;
- suction;
- compressor;
- handpieces;
- autoclaves; and,
- washers.



Dr Gillian Smith

General dental practitioner, Bray, Co. Wicklow.

Autism: removing the barriers to successful dental care

Autism is a prevalent condition that affects how a person communicates with and relates to people around them. Many issues can arise in a dental surgery when treating an autistic patient, in part due to the huge sensory overload that dental treatment presents. This lecture presents an insight into the challenges faced by autistic patients when attending a dental surgery or receiving dental treatment. We will offer some helpful techniques and tools that the dental team can use to help autistic patients to access dental care. On completion of this lecture, the attendee will have a greater understanding of autism, along with a practical guide on how to help their dental team and autistic patients to navigate any obstacles to successful dental care.

Cash Flow Modelling



We've got your future

Forecasting future income is vital in helping your business achieve its goals. Contact us now to find out more about how our lifetime cashflow modelling service will help you do the same for your personal financial goals

- Clearly see the consequences of your financial choices
- Compare your current scenario against best in class advice
- See your future now and change what you don't like

The future of financial advice is Certified Financial Planners™ running full cashflow modelling

Services

- Tax efficient Investing
- Retirement Planning
- Tax Planning
- Cashflow Modelling
- Business Exit Strategies
- Inheritance Tax Planning
- Keyperson Life Cover
- Income Protection

www.mwm.ie

✉ colm@mwm.ie ☎ 086 860 39 53 | ✉ kieran@mwm.ie ☎ 086 380 18 68

Moore Wealth Management Limited trading as Moore Wealth Management is Regulated by the Central Bank of Ireland
Reg number 55195

REGISTRATION

PRE-CONFERENCE

			MEMBER		NON-MEMBER	
Half-day/lecture	Compliance	Drs Michaela Dalton, Ahmed Kahatab, Maria O'Grady and Eamon Croke	€95		€190	
Full-day/lecture	Aesthetic dentistry	Dr Markus Blatz	€350		€700	
Half-day/hands-on	Digital photography	Drs Minesh Patel and Ambrish Roshan	€300		€600	
Half-day/hands-on	Crown lengthening	Dr Jim Grisdale	€300		€600	
Half-day/hands-on	Endodontics	Drs Aisling Donnelly and Greg Creavin	€300		€600	
Full-day/hands-on	Composites	Dr Nik Sethi	€450		€900	

MAIN CONFERENCE

	MEMBER		NON-MEMBER		STUDENT		LIFE MEMBER	
FULL CONFERENCE	€350		€700		€220		€170	
One day of conference	€250		€500		€130		€120	

DENTAL TEAM

Dental nurse/hygienist	€120
------------------------	------

DISCOUNTED PACKAGES

	MEMBER		NON-MEMBER	
Package 1: Compliance AM/PM + 1-day conference	€295		€640	
Package 2: Compliance AM/PM + Full conference	€395		€840	
Package 3: Aesthetic dentistry + 1-day conference	€550		€1,150	
Package 4: Aesthetic dentistry + full conference	€650		€1,350	
Package 5: Photography AM/PM + 1-day conference	€500		€1,050	
Package 6: Photography AM/PM + full conference	€600		€1,250	
Package 7: Crown lengthening AM/PM + 1-day conference	€500		€1,050	
Package 8: Crown lengthening AM/PM + full conference	€600		€1,250	
Package 9: Composites + 1-day conference	€650		€1,350	
Package 10: Composites + full conference	€750		€1,550	
Package 11: Endodontics AM/PM + 1-day conference	€500		€1,050	
Package 12: Endodontics AM/PM + full conference	€600		€1,250	
Package 13: Compliance AM/PM + Digital photography AM/PM	€345		€740	
Package 14: Compliance AM/PM + Digital photography AM/PM + 1-day conference	€595		€1,240	
Package 15: Compliance AM/PM + Digital photography AM/PM + full conference	€695		€1,440	
Package 16: Compliance AM/PM + Crown lengthening AM/PM	€345		€740	
Package 17: Compliance AM/PM + Crown lengthening AM/PM + 1-day conference	€595		€1,240	
Package 18: Compliance AM/PM + Crown lengthening AM/PM + full conference	€695		€1,440	
Package 19: Crown lengthening AM/PM + Digital photography AM/PM	€550		€1,150	
Package 20: Crown lengthening AM/PM + Digital photography AM/PM + 1-day conference	€800		€1,700	
Package 21: Crown lengthening AM/PM + Digital photography AM/PM + full conference	€900		€1,850	
Package 22: Endodontics AM/PM + Digital photography AM/PM	€550		€1,150	
Package 23: Endodontics AM/PM + Digital photography AM/PM + 1-day conference	€800		€1,700	
Package 24: Endodontics AM/PM + Digital photography AM/PM + full conference	€900		€1,850	
Package 25: Endodontics AM/PM + Compliance AM/PM	€345		€740	
Package 26: Endodontics AM/PM + Compliance AM/PM + 1-day conference	€595		€1,240	
Package 27: Endodontics AM/PM + Compliance AM/PM + full conference	€695		€1,440	
Package 28: Endodontics AM/PM + Crown lengthening AM/PM	€550		€1,150	
Package 29: Endodontics AM/PM + Crown lengthening AM/PM + 1-day conference	€800		€1,700	
Package 30: Endodontics AM/PM + Crown lengthening AM/PM + full conference	€900		€1,850	

revealTM

CLEAR ALIGNERS

REVEAL THE CONFIDENCE IN A GREAT SMILE.
SO SIMPLE. SO CLEAR.



Flexible options.

Reveal aligners are available in the following packages:

- **Standard.** 21-30 sets
- **Lite.** Less than 20 sets
- **Express.** Less than 10 sets
- **Extra aligners** also available

Email iesales@henryschein.ie or call
01 4565288 to start your cases today
or book a free video demo

Coming soon: Reveal+
The new aligner with all the benefits of Reveal, plus additional
treatment options for more complex cases.

Visit us at
stand number
B2

Taking care of everything dental 01 4565288 henryschein.ie

Kin Dental

The Professionals
Choice

PerioKIN Hyaluronic 1% Mouth Gel

THE 1% THAT CHANGES EVERYTHING

- Chlorhexidine DG: 0.20%
- Hyaluronic acid: 1%
- Optimal
Bio-adhesiveness



CanalProTM Jeni

Digital assistance system
for canal preparation

Autonomous 'navigation' using revolutionary software

The new CanalPro Jeni endomotor has a patent-pending digital assistance system for canal preparation, which uses complex algorithms to control the file movement at millisecond intervals. The rotary motion and speed are continuously controlled based on current intensity and torque.

Different routes, obstacles and situations

CanalPro Jeni is named after its developer Prof. Dr. Eugenio Pedullà and guides you safely through the traffic like a navigation system. As such, the Jeni system automatically adapts to the individual root canal anatomy, working in unison with the mechanical and chemical preparation every step of the way.



With pre-set
programmes for
HyFlex and MicroMega
rotary files, including
the new One RECI
file system.

Jeni - ready - go!

LEARN MORE



Contact Nick O'Keeffe on +353 8641 35766 or nicholas.okeeffe@coltene.com for a demonstration.



WWW.COLTENE.COM

COLTENE



Colgate® will be at the IDA Conference - visit **Stand G1**

*Come and visit us to talk about how we can
help you and your patients' needs...*



Visit www.colgateprofessional.ie and register today for



Latest product information



Professional education



Professional and patient resources

www.colgateprofessional.ie

PROFESSIONAL
— ORAL HEALTH —