



IDA Annual Conference

Lyrath Hotel | Kilkenny | May 15-17, 2025



DENTISTRY

THE WAY FORWARD

ADA C.E.R.P.[®] | Continuing Education
Recognition Program

VISIT DMI AT THE
**IDA ANNUAL
CONFERENCE**

STAND G4



Scan, Design & Print

TRY OUT OUR SCANNERS & 3D PRINTERS
ON THE STAND

Conference Promotions

FANTASTIC OFFERS ON EQUIPMENT,
HANDPIECES & CONSUMABLES

Introducing Unodent

EVERYDAY LOW PRICES!



Dublin 01 427 3700 Cork 021 602 0544



www.dmi.ie

WELCOME FROM THE PRESIDENT

Welcome to Annual Conference 2025, Dentistry – The Way Forward, our annual gathering of dental professionals from around the globe, set in the stunning surroundings of Lyrath Estate, Kilkenny. From May 15-17, 2025, we will come together to explore the future of dentistry, exchange groundbreaking ideas, and advance our shared goal of excellence in dental care.

This year our Conference offers a unique opportunity for delegates to enhance their experience by attending one of seven workshop courses on Thursday, May 15. We have never had such an exciting and broad mix of opportunities. These courses have been designed to provide in-depth knowledge and hands-on training in various aspects of dentistry, ensuring that you are well prepared for the dynamic discussions and presentations that will follow throughout the Conference.

We are privileged to host a remarkable line-up of world-renowned speakers, who will share their expertise on a variety of pivotal topics. Their insights promise to inspire and challenge us, pushing the boundaries of our profession, and setting new standards for innovation and patient care. I am particularly delighted to welcome Prof. Ama Johal, Queen Mary University London, who will present on sleep disorders and on aligners, Dr Mauro Fradeani, who will give a masterclass in prosthetic rehabilitation, and Dr Jeroen Liebrechts, who will present on facial trauma, along with many more wonderful presenters.

Additionally, do not miss our full trade show on Friday and Saturday, featuring over 50 trade stands. This will be an excellent opportunity to explore the latest innovations and products in the dental industry, and to connect with vendors. The Conference always presents me with a fabulous new material or tool; you just need to talk to the trade to find your new toy for Monday morning that will take your practice to another level.

Equally important, this Conference is a time for us to reconnect with old friends, make new acquaintances, and enjoy a few days away from the busy dental practice. The relationships we build here are as valuable as the knowledge we gain, fostering a strong and supportive community within our profession. Together, we will navigate the evolving landscape of dentistry and discover the paths forward that will lead to the continued betterment of our practices and patient outcomes. I encourage you all to book for what will be a great night on Thursday, May 15, at the Kilkenny Medieval Museum, and of course our Annual Dinner on Friday evening.

We have established a parallel facial aesthetics programme that will take place on Friday, May 16. Our Association must be involved in facial aesthetics because of our expertise in orofacial anatomy, and our programme aims to promote ethical practice and highlight the need for proper training. This will help to protect patient safety and enhance professional accountability. We have organised an impressive mix of experts for a full day of lectures.

We thank you for your participation and look forward to an engaging, enlightening, and inspiring Conference.

I will see you all at Dentistry – The Way Forward in May 2025!



Dr Will Rymer
President Elect

FÁILTE ÓN UACHTARÁN

Fáilte go dtí an Comhdháil Bliantúil 2025, Fiaclóireacht – An tSlí Chun Cinn, ár dtionól bliantúil de oibrithe fiaclóireachta ó thíortha mórtimpeall na cruinne, lonaithe i gcomharsanacht gleoite, Eastát Lyrath, i gCill Chainnigh, Cathair na Marmar. Ó 15ú go dtí 17ú Bealtaine 2025, tagaimid le chéile chun todhchaí saol na fiaclóireachta a chíoradh, chun smaointe úrnua a roinnt agus ár sprioc coitianta den sárchaighdeán i gcóirí fiaclóireachta a bhrú chun cinn.

I mbliana, tugann an chomhdháil seans eisceachtúil dos na baill chun cur leis an gcomhdháil agus iad ag freastal ar cheann des na seacht gcúrsa a bheidh ann roimh an chomhdháil, ar an nDeardaoin, 15ú Bealtaine. An dearadh atá ar na cúrsaí seo ná seans a thabhairt dúinn eolas cruinn agus taithí oibre a fháil i réimse áirithe fiaclóireachta, ionas go mbeifeá ullamh dos na díospóireachtaí bríomhara agus taispeántais a bheidh ag leanúint ar aghaidh le linn na comhdhála.

Tá seans Dé linn cainteoirí cáiliúla a bheith inár measc chun a dtáithí a roinnt linn ar ábhair éagsúla. Beidh a n-incur in ann sinn a spreagadh, ag leathanú teorainn ár ngairmbeatha agus caighdeán nua a chruthú do smaointe nua agus cúraim na nothar. Tá riméid orm fáilte a chur roimh an tOllamh Ama Johal, Ollscoil na Banríona Máire Londain, a thabhaíodh léacht ar neamhord codlata agus ar ailínithe, An Dr Mauro Fradeani, a thabharfaidh rang máistreachta i athshlánú próstéiteacha, agus an Dr Jeroen Liebrechts maidir le tráma aghaidhe agus a thuilleamh nach iad.

Ná caill an seó maragaíochta ar an Aoine agus ar an Satharn le breis agus 50 seastán. Seo an-sheans chun an dul chun cinn is nua aimsirí i saol na fiaclóireachta agus na táirgí a fhiosrú, nascanna a chruthú leis na díoltóirí agus trealamh agus an teicneolaíocht a chuirfeadh go mór le'd chleachtadh a aimsiú.

Chomh tábhachtach leis an gcomhdháil féin is ea an seans a bhfaighimid buaileadh le seana chairde, aithne a chur ar bhaill nua agus sult a bhaint as cúpla lá saor ón lathair oibre. Tá an chaidreamh a bhíonn á chruthú againn chomh luachmhar leis an teolas a bhfaighimid, mar cruthaíonn sé chomhlúadar láidir le tacaíocht dár mbaill. Iarraim oraibh a bheith i láthair ar an nDeardaoin 15ú ag Músaem Meánaoinsech Cill Chainnigh agus gan dabht ag an dinnéir bliantúil ar an Aoine.

Is féidir linn cur leis an saineolas agus scileanna anseo, buaileadh lenár gcomhleacaithe, nascanna a chruthú agus comhoibhriú le chéile don dtodhchaí. I dteannta a chéile is ea is fearr sinn dár saol oibre agus dár nothair. Táimid buíoch daoibh as a bheith páirteach linn agus táimid ag súil go mór le comhdháil mealltach soilseach agus spreagúil. Táim ag súil sibh a fheiscint ag Fiaclóireacht – An tSlí chun cinn i Mí Bealtaine 2025.

Dr Will Rymer
Uachtarán Tofa


CAMPION INSURANCE
FOR ALL YOUR NEEDS




PENSIONS



LIFE INSURANCE



INCOME PROTECTION



SAVINGS

Patrick Mullane ☎: 086 250 2710 ✉: patrickmullane@campion.com

www.campion.com

Campion Insurance Limited trading as
Campion Insurance, PIB Global and Bestquote.ie
is regulated by the Central Bank of Ireland.

CAMPION INSURANCE
PART OF \ pibGroup

Visit COLTENE on **Stand B6**

HySolate Dental Dam

LATEX & NON-LATEX
TOOTH ISOLATION

- A comprehensive range
- Simple to use
- Solution driven

OFFER

4+1
ON DENTAL
DAM REFILLS



COLTENE

Venus[®] PURE

CHOOSE IT.
USE IT.
LOVE IT.
kulzer.com/venus-pure

TAKE IT EASY.



Do you want to reduce chair time while delivering anterior and posterior restorations effortlessly in monochromatic layering only?

With the four new Venus Pearl Pure Shades, you will meet your patients' demands while simplifying your workflow to the max.



kulzer.com/venus

*While stocks last ©2025 Kulzer Ltd



KULZER
MITSUBI CHEMICALS GROUP

FREE SAMPLES*
are available, visit stand B1
ryan.maguire@kulzer-dental.com
Tel: +44 (0) 7825 343920

McDowell + Service Dental Laboratory Ltd.



Crown + Bridge



CAD/CAM



Implants



Prosthetics



Chrome



Titanium



Orthodontics



Surgery Products

Multi Award Winning Dental Laboratory.

**Keeping you and your practice
one step ahead.**

T 028 9037 0708

E enquiries@mcdowell-service.com

W www.mcdowell-service.com

Unit 4c, Dargan Court, Dargan Crescent, **BELFAST**, BT3 9JP

INTRODUCTION

REGISTRATION

All delegates must book/register to attend any part of the Conference. To book, please go to www.dentist.ie. No guests or unregistered delegates are permitted to access any part of the Conference area, including the trade show area.

The registration desk will be open at the following times:

Thursday	8.30am-3.00pm (for pre-Conference bookings only)
Friday	7.30am-4.00pm
Saturday	8.30am-3.00pm

CONFERENCE BADGES

Please wear your name badge at all times in the Conference areas. Conference badges must be shown/worn in order to access any lecture hall or trade show area.

ANNUAL DINNER

The Annual Dinner will take place on Friday, May 16, at the Lyrath Hotel. A drinks reception will take place in the front foyer at 7.00pm. Dress code is black tie. A seating plan will be in use.



Irish Dental Association is an ADA CERP Recognised Provider. ADA CERP is a service of the American Dental Association to assist dental professionals in identifying quality providers of continuing dental education. ADA CERP does not approve or endorse individual courses or instructors, nor does it imply acceptance of credit hours by boards of dentistry. Irish Dental Association designates this activity for 12.5 continuing education credits (Friday and Saturday).

CONFERENCE COMMITTEE



Kieran O'Connor,
Chair



Aoife Crotty.



Aisling Donnelly.



Saoirse O'Connor.




Gabrielle
O'Donoghue.



Elaine Hughes.



Aoife Kavanagh.



PROGRAMME COLOUR CODE AND CONTENTS

PRE-CONFERENCE PROGRAMME

6

CONFERENCE

10

DENTAL NURSES' PROGRAMME

11

FACIAL AESTHETICS PROGRAMME

12

DENTAL HYGIENISTS

13

A dedicated Nurses' Programme will take place on Friday, May 16. Dental hygienists and practice managers are welcome to attend any of the sessions on Friday and Saturday.

PRE-CONFERENCE PROGRAMME

Thursday, May 15



Maximising your success in endodontics

Drs Richard Flynn and Aisling Donnelly

FULL-DAY HANDS-ON COURSE (9.00AM-5.00PM)

Endodontics requires precision and at times can involve challenging treatments. Through comprehensive lectures and practical hands-on teaching, this course will ensure that you can confidently achieve maximum and consistent success when providing endodontic treatment.

Learning objectives:

- learn how to recognise potential difficulties before commencing your root treatments;
- get tips and tricks on diagnosis that can help you avoid common mistakes;
- provide a systematic and simple approach to instrumentation and irrigation to achieve thorough disinfection of the root canal system;
- learn tips on negotiating more challenging canals (curved, sclerosed, or ledged); and,
- discuss methods to achieve adequate obturation of the prepared canals.



Contemporary direct rehabilitation: the composite onlay and edge bonding masterclass

Dr Andrew Chandrapal

FULL-DAY HANDS-ON COURSE (9.00AM-5.00PM)

Aims and objectives:

The use of direct composite for treatment of the worn dentition has been commonplace for many years. Contemporary workflows, together with well-cited occlusal principles, have resulted in predictable outcomes. These form the basis behind this study day, which will be a combination of theory and hands-on practice.

Aims:

- to identify the indications for direct onlays and to provide a technique for application and accurate transfer from a mock-up;
- to highlight the importance of occlusal morphology knowledge; and,
- to predictably identify anterior occlusal disease.

Objectives:

- to provide confidence in predictable direct onlays using simplified and accurate transfer methods;
- to troubleshoot edge bonding techniques in terms of function and aesthetics; and,
- case reviews and recalls evaluation to validate workflows and address the importance of occlusion.



KULZER
MITSUBISHI CHEMICALS GROUP



Dental implant maintenance workshop

Dr Tim Donley

HALF-DAY WORKSHOP (2.00PM-5.00PM)

The world of implant maintenance has changed. Keeping the soft tissue healthy adjacent to titanium is quite different from maintaining natural teeth. This workshop will be an opportunity to learn the very latest on the requirements for implant maintenance, and the instrumentation that maximises the chance that you will meet those requirements. A combination lecture and workshop discussion will allow all attendees to form or refine an office protocol for management of peri-implant mucositis and peri-implantitis.

PRE-CONFERENCE PROGRAMME

Thursday, May 15



Facial aesthetics – advanced toxin treatments

Drs Mairead Browne, Paul Kielty and Sarah Kate Quinlivan

FULL-DAY LECTURE AND DEMO (9.00AM-5.00PM)

This course is aimed at practitioners who have completed foundation botulinum toxin type A training, and who are looking to update and advance their knowledge and skills, and to provide a broader range of treatments.



On this full-day agenda, we will review pharmacology, application of the botulinum toxin treatments, specific techniques for each advanced area, and review the newest toxins, along with complications management and clinical demonstrations on live patients. We will explore advanced uses of toxin treatment outside the 'three areas'.



We will also address the business side of aesthetic medicine, how to build a patient list, and provide a guide on how to integrate these advanced treatments effectively and safely in your own practice.



A modern approach to the prosthetic rehabilitation – the MIPP technique

Dr Mauro Fradeani

HALF-DAY MASTERCLASS (1.30PM-5.00PM)

A successful prosthetic rehabilitation depends on the combination of several strategic factors, such as the evaluation of a correct treatment plan, the selection of the most appropriate ceramic material, the application of modern clinical procedures, and the use of digital tools.

By following an innovative operative protocol called MIPP (minimally invasive prosthetic procedures), the dentist can face highly compromised clinical situations with a minimally invasive approach. As a result of the alteration of the vertical dimension of occlusion (VDO), it is possible to take advantage of the newly created space between the two arches with the effect of minimising the invasiveness of the treatment when using veneers, full veneers, buccal-occlusal veneers and table tops, even with very reduced ceramic thickness. Thanks to MIPP, it is possible to re-establish an ideal occlusal relationship, and to avoid additional endodontic or surgical steps that were traditionally necessary in order to improve the retention of the restorations. The maintenance of a maximum amount of enamel and the use of the appropriate bonding technique guarantee a remarkable resistance and a long-lasting result of the prosthetic rehabilitation.

Learning objectives:

- perform an ideal aesthetic and functional treatment plan with a traditional and a digital approach;
- select the appropriate technique and ceramic material when approaching a full-mouth rehabilitation; and,
- learn innovative operative protocols with MIPP for long-lasting aesthetic and functional results.



The role of dentists in managing a range of sleep-related breathing disorders

Prof. Ama Johal

FULL-DAY HANDS-ON COURSE (9.00AM-5.00PM)

This presentation will provide an evidence-based approach to dental sleep medicine, in particular providing an overview of the range of sleep-related breathing conditions and exploring the latest NICE (2021) guidelines supporting the role of dentists and intra-oral appliance therapy. We will explore the mode of action of intra-oral custom-made appliances and address the importance of optimising patient selection, design features and, importantly, highlighting the evidence summaries of their effectiveness in clinical practice. Dentists will be introduced to the process of assessment of a patient presenting at their surgery with a complaint of 'snoring' and become familiar with the valid screening tools used to assess these patients in a quick and easy manner.

Learning outcomes

1. Dentists will understand the range of sleep-related breathing disorders.
2. Dentists will understand the role of intra-oral custom-made appliances in the management of sleep-related breathing.
3. Dentists will become familiar with the assessment procedure and prescription of a custom-made intra-oral appliance for the treatment of snoring.



Managing patients with substance use disorders

Dr Ann Spolarich

HALF-DAY LECTURE (2.00PM-5.00PM)

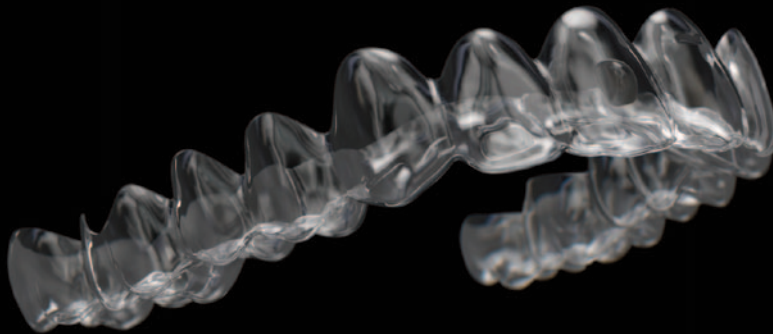
Substance use disorders (SUDs) affect individuals of all ages, and lifetime substance use is associated with numerous chronic oral and systemic health problems. The purpose of this course is to review common SUDs and how to safely manage patients with SUDs who are undergoing dental treatment. Medications for addiction treatment (MATs) will be discussed, including the essential role medications play in successful recovery. Participants will learn how to identify the intra- and extra-oral signs and symptoms of SUDs. Treatment planning considerations, including the need for laboratory tests, the safe use of local anaesthetics with vasoconstrictors, risks for infection, bleeding and medical emergencies, and prescribing considerations will be discussed.

Learning objectives

After attending this programme, the participant will be able to:

1. Identify and discuss risk factors for developing SUDs.
2. Discuss reasons why SUDs and mental illnesses co-occur.
3. Identify and discuss comorbid medical conditions with SUDs.
4. Discuss risk factors, associated symptoms and treatment options for alcohol use disorder (AUD), opioid use disorder (OUD), nicotine use disorder (NUD) and stimulant use disorder.
5. Discuss why medication for addiction treatment (MAT) is used for SUDs and the effects produced by these medications.
6. Demonstrate SUD screening using an expanded social history integrating the NIDA Quick Screen.
7. Identify intra- and extraoral signs associated with various types of SUD.
8. Discuss treatment planning considerations and related modifications when managing dental patients with SUDs.

When our expertise
meets your expectations.



sm;lers®

Learn about our Orthodontist-created treatment
setups at: SmilersHS.com

NOW AVAILABLE THROUGH

 **HENRY SCHEIN®**
IRELAND

 **optident™**

 **MEDISEC**
with MedPro

At Medisec, our promise is to look
after our members while they look
after their patients.

We're delighted to announce that
thanks to our business relationship
with MedPro, we can now arrange
outstanding occurrence professional
indemnity insurance for dentists.

Switching is easy – just visit our
website or contact our membership
advisors for more information
and assistance.

All coverage subject to business approval.

Call **01 661 0504**
or visit **medisec.ie**

Medisec Ireland CLG (trading as Medisec Ireland)
is regulated by the Central Bank of Ireland.

It's time to talk to
Medisec about **dental**
indemnity insurance

 **MedPro**

Berkshire Hathaway European Insurance DAC trading as MedPro. Insurance products are underwritten by Berkshire Hathaway European Insurance DAC. Berkshire Hathaway European Insurance DAC is a Private Company Limited by shares, non-life Insurance company, with registered office 2nd Floor, 7 Grand Canal Street Lower, Dublin D02 KW81, Ireland and regulated by the Central Bank of Ireland, Company Registration No. 636883; VAT No. 3583603.

CONFERENCE PROGRAMME

Friday, May 16

PROGRAMME 1

McCURDY 2

PROGRAMME 2

McCURDY 3

8.30am–10.00am Dr Andy Chandrapal
Direct bonding in the aesthetic zone: risks and indications

10.00am–11.00am Dr Tim Donley
The bidirectional relationship between gut and oral health

11.00am–11.30am COFFEE BREAK

11.30am–12.15pm Prof. Mike Lewis
Ten top tips for oral medicine

Core CPD

12.15pm–1.00pm Dr Hannah Walsh
Say cheeeeeese – Management of molar-incisor hypomineralisation for the general dental practitioner

9.00am–10.00am Dr Gabriel Krastl
Management of challenging trauma cases: thinking beyond the guidelines

10.00am–11.00am Prof. Ama Johal
Clear aligner treatment for dentists – a new and safer way to deliver this popular treatment to patients

11.30am–12.15pm Dr Caitriona Ahern
Key principles of radiation protection



12.15pm–1.00pm Dr Dermot Canavan
Does Botox have a role in the treatment of TMD and facial pain?

1.00pm–2.00pm LUNCH

2.00pm–2.45pm Dr Marc Leffler
Disasters in dentistry: when the unthinkable happens



2.00pm–2.45pm Dr Isabel Olegário
Contemporary caries management



2.45pm–3.30pm Dr Mauro Fradeani
The combination of strategic factors for a successful prosthetic rehabilitation

2.45pm–3.30pm Dr Ann Spolarich
Managing patients with polypharmacy

3.30pm–4.00pm COFFEE BREAK

4.00pm–4.15pm COSTELLO MEDAL PRESENTATION

4.15pm–4.45pm Dr Rory O'Reilly
Evidence-based burnout: what are the solutions?

4.45pm–5.45pm Dr Jeroen Liebrechts
Functional and dental rehabilitation after facial trauma



CONFERENCE PROGRAMME

Saturday, May 17

PROGRAMME 1

McCURDY 2

PROGRAMME 2

McCURDY 3

9.30am–10.30am Dr Tim Donley
The perio-cardio link: how it can affect your patients and practice

9.30am–10.30am Dr Gabriel Krastl
Restoration of endodontically treated teeth: key to long-term success



10.30am–11.15am Dr Catherine Gallagher
Medical emergencies in a dental setting



10.30am–11.15am Dr Edward Cotter
Removable partial dentures – a great treatment option in practice

11.15am–11.45am COFFEE BREAK

11.45am–12.30pm Dr Raj Rattan
Business ethics – the challenges of running a clinical business

11.45am–12.30pm Dr Mary O'Keeffe
Interceptive orthodontics

12.30pm–1.15pm Mr Craig Mallorie
Oral surgery – tips and tricks from the coalface

12.30pm–1.15pm Dr Ann Spolarich
Risks and benefits of dietary supplement use

1.15pm–2.15pm LUNCH

2.15pm–3.15pm Mr Craig Mallorie
Demystifying implant-retained dentures – from placement to prosthesis

2.15pm–3.15pm Prof. Gerry McKenna
Oral care and the geriatric patient

3.15pm – 4.15pm

PANEL DISCUSSION
THE CYCLE OF LIFE AND THE LIFE CYCLE OF THE DENTAL CARE WE PROVIDE.

DENTAL NURSES PROGRAMME

Friday, May 16

9.30am–10.30am Ms Lisa Grogan
The secret strategies to take the stress out of social media marketing

10.30am–11.15am Dr Caitriona Ahern
Oral radiology for the dental nurse

11.15AM–11.45 TEA/COFFEE

11.45am–12.45pm Dr Raj Rattan
Mind the gap – communication skills for dental nurses

12.45PM–1.45PM LUNCH

1.45pm–2.30pm Dr Tim Donley
Gum health and overall health of your patients

2.30pm–3.15pm Dr Michaela Dalton
Health and safety in dentistry

FACIAL AESTHETICS PROGRAMME

ALL CONFERENCE DELEGATES ARE
WELCOME TO ATTEND

Friday, May 16

9.00am–9.45am	Dr Sarah Kate Quinlivan Communication, patient management and business aspects of aesthetic medicine
9.45am–10.45am	Dr Edel Woods A new era in dentistry: the shift from dermal fillers to skin health
10.45–11.15am TEA/COFFEE	
11.15am–12.00pm	Dr Dallas Walker Chin and jaw augmentation
12.00pm–12.45pm	Dr Rikin Parekh Under-eye hollowing, wrinkles and dark circles: a holistic approach to periorbital rejuvenation
12.45pm–1.45pm LUNCH	
1.45pm–2.15pm	Dr Rikin Parekh Natural lip aesthetics: an anatomical approach to peri-oral rejuvenation
2.15pm–3.15pm	Mr Wojciech Konczalik Minimally invasive aesthetics: facial anatomy and avoiding complications

PRESIDENT’S ANNUAL DINNER

Friday, May 16

GOLF – PRESIDENT’S PRIZE AND JIDA CUP

Thursday, May 15



The Annual Dinner takes place on Friday, May 16, at the Lyrath Estate. Tickets €110. All delegates and supplier sponsors welcome. Dress code: black tie.



The President’s Prize golf competition will take place at Carlow Golf Club on Thursday, May 15, from 10.30am. Play is in three balls and only delegates registered for the Conference are eligible to win the President’s Prize. Exhibitors are invited to play and compete for the JIDA Cup, sponsored by Think Media. Accompanying guests are also welcome to play.

DENTAL HYGIENISTS – HANDS-ON PRACTICAL COURSE

Saturday, May 17, 9.30am–4.00pm

Minimally invasive non-surgical therapy (MINST) – A dental hygienist perspective – How a minimally invasive approach fits into general practice perio protocols

This course aims to provide dental hygienists with comprehensive knowledge and hands-on experience in minimally invasive non-surgical therapy (MINST). Participants will learn about the latest techniques, instrument selection, and products for effective periodontal therapy, while enhancing their clinical skills through practical application.

Learning outcomes

By the end of this course, participants will be able to:

1. Define the principles and benefits of minimally invasive non-surgical therapy.
2. Select appropriate instruments and illumination techniques to enhance clinical practice.
3. Apply magnification techniques to improve precision during procedures.
4. Demonstrate proficiency in using ultrasonic fine tips, fine hand instruments and MINST models for practical application.
5. Evaluate and recommend the latest oral hygiene products and enhancements for patient care.
6. Recognise where the minimally invasive approach integrates with perio protocols.
7. Develop comprehensive treatment plans based on case studies.
8. Share and analyse personal case studies to foster collaborative learning and critical thinking.

This course is designed for dental hygienists and dentists who want to enhance their skills in minimally invasive therapy and stay current with the latest advancements in the field.

Participants are encouraged to bring their own case studies for discussion and analysis during the workshop.

This outline provides a structured course approach, ensuring that participants gain theoretical knowledge and practical experience in MINST.

9.30AM–10.30AM:	Introduction to MINST <ul style="list-style-type: none">- Overview of MINST principles- Discussion on the importance of minimally invasive techniques
10.30 AM–11.00 AM: REFRESHMENTS	
11.00AM–1.00PM:	Hands-on training: illumination, magnification, and tip selection <ul style="list-style-type: none">- Demonstration of illumination techniques- Discussion on magnification and its importance in clinical practice- Hands-on practice with various tips and magnifying devices- Fine ultrasonic tips and hand instruments using MINST models infrabony defects- Overview of fine ultrasonic and hand instruments for MINST
1.00 PM–2.00 PM: LUNCH	
2.00PM–2.30PM:	Oral hygiene products and latest enhancements <ul style="list-style-type: none">- Presentation on the latest advancements in oral hygiene products- Discussion on evidence-based recommendations for patient care
2.30PM–3.45PM:	Perio protocols in practice case studies workshop <ul style="list-style-type: none">- Group discussion on treatment planning, instrument selection, and product recommendations- Collaborative problem-solving and feedback
3.45PM–4.00PM:	Wrap-up and Q&A <ul style="list-style-type: none">- Summary of key takeaways- Open forum for questions and further discussion- Feedback collection and course evaluation



Kathryn Mayo
Dental Hygienist



Siobhan Kelleher
Dental Hygienist



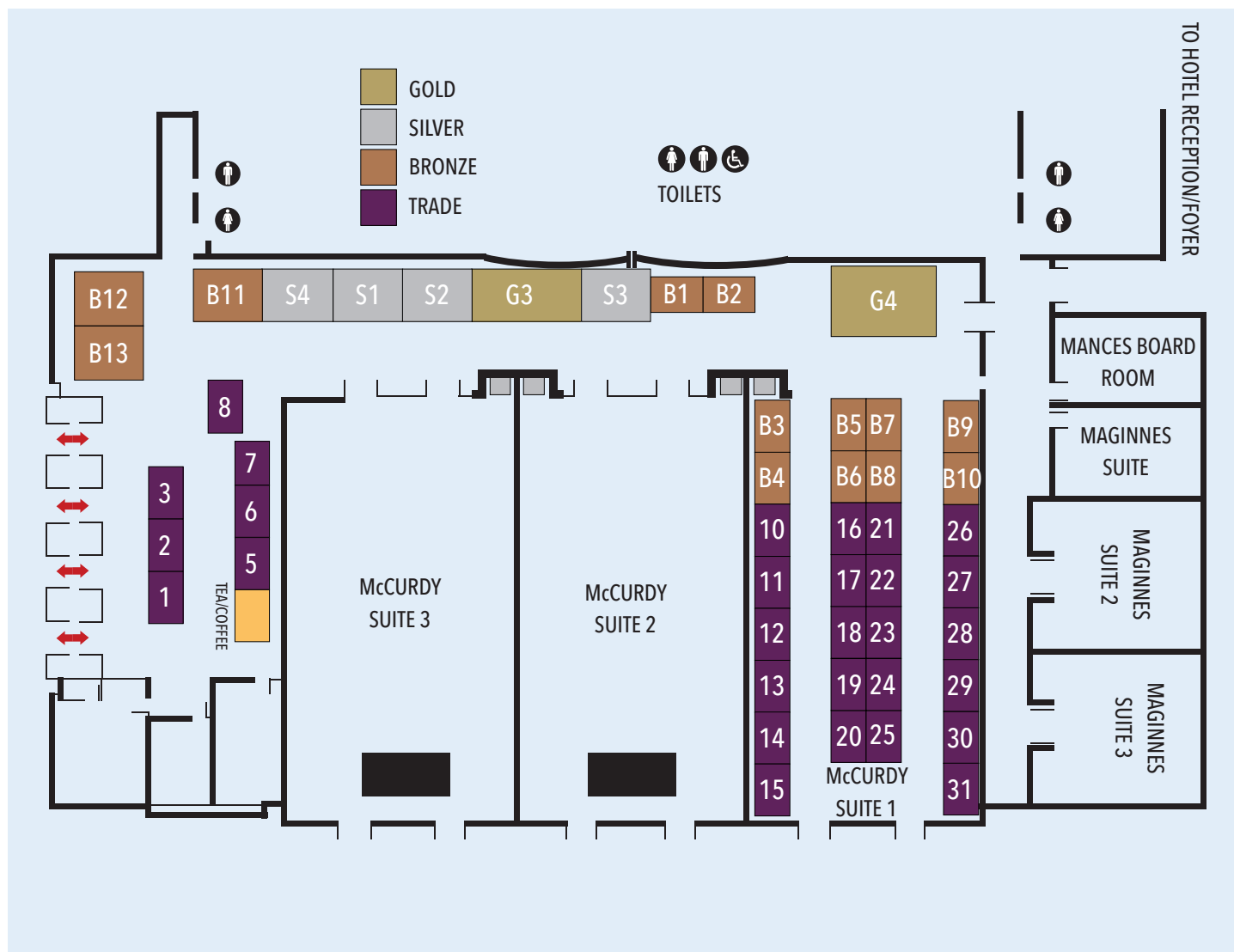
DR TONY COSTELLO MEDAL

The Costello Medal is awarded to a student or students from one of the dental schools each year on the Friday of the Conference. The competition will be judged on a table demonstration or poster demonstration of not more than 10 minutes' duration on a subject applicable to general dental practice. The Irish Dental Association will provide a grant for each demonstration.

Recipients of the Costello Medal for 2024 were Ms Brona Pereppadan and Mr Daniel Presta, representing Dublin Dental School & University Hospital, seen here with Dr Rory Boyd and Mr Tony Costello.



TRADE SHOW



LIST OF EXHIBITORS

GOLD

G3	Colgate
G4	DMI

SILVER

S1	Medisec
S2	Voco
S3	Henry Schein
S4	Dentsply Sirona

BRONZE

B1	Kulzer
B2	Omega Financial Management
B3	DÜRR Dental
B4	Nobel Biocare
B5	Campion Insurance
B6	Coltene
B7	McDowell + Service
B8	
B9	Pamex
B10	Southern Implants
B11	NSK
B12	
B13	

TRADE

1	Solventum
2	Oral B
3	Portman Dentex
5	SDI Dental
6	Sme Leasing
7	
8	DTS

10	Dentaqua
11	MedAccount
12	Medray
13	Dental Protection
14	Initial Medical
15	Finance Ireland
16	Gallagher Insurance
17	ZimVie
18	
19	
20	Karma Sales and Services
21	Ocean Healthcare
22	GC United Kingdom
23	DeCare Dental
24	
25	Coincidental
26	Moore Wealth Management
27	Q-Sip
28	
29	
30	
31	Handpiece Harry

*Correct at time of going to print



Dr Caitriona Ahern

Clinical Lead in Oral Radiology,
Cork University Dental School and Hospital

Key principles of radiation protection

This topic will cover key principles that promote radiation protection and safety in dental practice. These will include:

- radiation doses and the relative risks that these pose to our patients;
- dose reference levels;
- selection criteria for various image modalities;
- radiation protection techniques and how we should apply these to our patients and ourselves; and,
- the importance of QA.

Learning objective: To increase understanding of the fundamental aspects of radiation protection in dentistry.

Oral radiology for the dental nurse



Dr Dermot Canavan

BDentSc MGDS (Edin) MS (UCLA) Clinical Cert in Orofacial Pain
Management (UCLA) Cert Cons Sed (TCD)

Does Botox have a role in the treatment of TMD and facial pain?

The use of Botox (onabotulinum toxin A) by dentists has risen exponentially in the last decade, both for facial aesthetics and the treatment of facial pain. This lecture will review the latest scientific literature on this drug's efficacy in managing orofacial pain. It will also examine and discuss other aspects of its use, including safety and potential complications. Existing protocols for administering Botox in the orofacial region will be reviewed in the light of currently available literature.

The learning objectives will include a focus on patient examination techniques, understanding the differential diagnosis of orofacial pain, and managing patient expectations when Botox is recommended as part of the treatment plan.



Dr Mairead Browne

General dental surgeon and aesthetic practitioner,
Celeste Medical

Facial aesthetics – advanced toxin treatments

This course is aimed at practitioners who have completed foundation botulinum toxin type A training, and who are looking to update and advance their knowledge and skills, and provide a broader range of treatments.

On this full-day agenda we will review pharmacology, application of the botulinum toxin treatments, specific techniques for each advanced area, and reviewing the newest toxins, along with complications management and clinical demonstrations on live patients. We will explore advanced uses of toxin treatment outside the 'three areas'. We will also address the business side of aesthetic medicine, how to build a patient list, and provide a guide on how to integrate these advanced treatments effectively and safely in your own practice.



Dr Andrew Chandrapal

Practice limited to prosthodontics and Director, IndigoDent
Education

Direct bonding in the aesthetic zone: risks and indications

Aims

To give an overview of how a systematic approach to comprehensive diagnosis and treatment planning ensures a patient-centric approach. To explain how taking a holistic approach to facially driven treatment planning means patients have the appropriate opportunity to say 'yes' to a functioning and aesthetic dentition.

Learning objectives:

- understand how to approach systematic treatment planning for every patient;
- identify the red flags for partial and full facial composite restorations; and,
- identify how digital photography and other tools can enhance planning and communication.

Learning outcomes:

- delegates will understand how to use a framework to structure their workflow for systematic gathering and analysis of data.



Dr Edward Cotter

Removable partial dentures – a great treatment option in practice

Chrome-cobalt removable partial dentures are part of the treatment option armamentarium in practice. Application of principles of design can lead to very successful restorations. A variety of different clinical applications will be considered.



Dr Michaela Dalton

HSE Dental Surgeon

Health and safety in dentistry

The aim of this presentation is to identify and make practitioners aware of any occupational hazards in dentistry, and to highlight protective and preventive measures.



Dr Tim Donley

Specialist periodontist and implantologist,
Kentucky, USA

The bidirectional relationship between gut and oral health

The mouth IS connection to the rest of the body. Evidence is emerging that suggests that lifelong management of oral and gut microbiomes can affect systemic health. In this presentation, you will learn what that evidence suggests, and what to do about it. A practical approach to help you better help your patients will be presented.

The perio-cardio link: how it can affect your patients and practice

We have had lots of talk about the periodontal-cardiovascular link, but little talk about what to do chairside ... until now. This presentation outlines an approach to efficiently manage the patients that we have in common with medicine. What to say and what to do (and which patients to say it to) is presented from the perspective of doing what is best for your patients and your practice.

Gum health and overall health of your patients



Dr Aisling Donnelly

Practice limited to endodontics,
Dublin

Maximising your success in endodontics

Endodontics requires precision and at times can involve challenging treatments. Through comprehensive lectures and practical hands-on teaching, this course will ensure that you can confidently achieve maximum and consistent success when providing endodontic treatment.

Learning objectives:

- learn how to recognise potential difficulties before commencing your root treatments;
- get tips and tricks on diagnosis that can help you to avoid common mistakes;
- provide a systematic and simple approach to instrumentation and irrigation to achieve thorough disinfection of the root canal system;
- learn tips on negotiating more challenging canals (curved, sclerosed, or ledged); and,
- discuss methods to achieve adequate obturation of the prepared canals.



Dr Richard Flynn

Practice limited to endodontics,
Kerry

Maximising your success in endodontics

Endodontics requires precision and at times can involve challenging treatments. Through comprehensive lectures and practical hands-on teaching, this course will ensure that you can confidently achieve maximum and consistent success when providing endodontic treatment.

Learning objectives:

- learn how to recognise potential difficulties before commencing your root treatments;
- get tips and tricks on diagnosis that can help you to avoid common mistakes;
- provide a systematic and simple approach to instrumentation and irrigation to achieve thorough disinfection of the root canal system;
- learn tips on negotiating more challenging canals (curved, sclerosed, or ledged); and,
- discuss methods to achieve adequate obturation of the prepared canals.



Dr Mauro Fradeani

MD DDS

The combination of strategic factors for a successful prosthetic rehabilitation

Some aesthetic and functional parameters can significantly affect the outcome of a prosthetic rehabilitation. Properly addressing those factors through an accurate preoperative aesthetic and functional analysis and a correct data transmission to the dental lab will undoubtedly facilitate the achievement of a predictable and successful result.

Today technology validly supports the clinician in the definition of an ideal treatment plan and in the optimisation of time and costs. In particular, the dentist can count on digital tools that guide him/her in the step-by-step collection of all the necessary data. Selecting the ceramic material with the dental ceramicist is another fundamental step in the management of complex rehabilitation cases. Thanks to the use of metal-free ceramic materials, it is possible to obtain excellent aesthetic results while reducing the need to remove sound tooth structure.

Clinical and technical suggestions on minimally invasive prosthetic procedures (MIPPs) guaranteeing long-lasting aesthetic results and a better acceptance of the treatment by the patient will be provided.



Dr Catherine Gallagher

Lecturer/Specialist in Oral Surgery,
Cork University Dental School and Hospital

Medical emergencies in a dental setting

Following on from updated medical emergency guidelines introduced by the Dental Council in 2023, Dr Gallagher will give a presentation on how to deal with medical emergencies in dentistry. Also included will be what to include in a drugs kit, and what certified training is needed by the dental team.



Ms Lisa Grogan

Coach and trainer

The secret strategies to take the stress out of social media marketing

Objective:

Discover the secret strategies to transform your social media into a powerful, stress-free tool for your dental practice. This exclusive talk is tailored for dental professionals.

Learn how to:

- grow your following effortlessly;
- create engaging content with ease; and,
- convert followers into loyal patients and booked appointments.

With simple, time-saving tips, you'll streamline your social media efforts, boost your brand, and increase your revenue. Don't miss this opportunity to master social media without the overwhelm, and that does not eat into your chair time!



Prof. Ama Johal

Professor/Consultant Orthodontist, Academic Lead Orthodontics, Institute of Dentistry, Queen Mary University of London

Clear aligner treatment for dentists – a new and safer way to deliver this popular treatment to patients

This presentation will provide an overview of the key aspects of clear aligner treatment: case assessment; treatment planning; the fitting appointment (including IPR and the placement of attachments); tracking; and, troubleshooting. It will also cover the key aspects of the dentolegal needs and consent for clear aligner treatment. Importantly, the presentation will offer dentists a NEW safe and easy way of working alongside a specialist orthodontist when planning and treating clear aligner cases.

Learning outcomes

1. Dentists will be more confident on what are the key aspects of clear aligner treatment and understand some of the common pitfalls.
2. Dentists will become more aware of how clear aligner treatment can be provided safely.
3. Dentists will understand the benefits of working alongside a specialist to plan and treat a clear aligner case.



Mr Wojciech Konczalik

BMedSci BMBS MRCS PGCert
Galderma Medical Affairs Lead for UK and Ireland

Minimally invasive aesthetics: facial anatomy and avoiding complications

This presentation will offer dental practitioners a comprehensive overview of facial anatomy as it relates to minimally invasive aesthetic procedures. Emphasis will be placed on understanding common anatomical variations and key considerations for safe treatment planning. Essential principles of injection techniques will be explored to minimise procedural risks associated with botulinum toxins and hyaluronic acid fillers. Additionally, the session will cover the most common adverse events resulting from these procedures and their appropriate management. The aim is to provide attendees with practical insights that will ultimately enhance patient safety and optimise outcomes in minimally invasive aesthetic treatments.



Dr Paul Kielty

Aesthetic medical doctor and specialist oral surgeon, Cork

Facial aesthetics – advanced toxin treatments

This course is aimed at practitioners who have completed foundation botulinum toxin type A training, and who are looking to update and advance their knowledge and skills, and provide a broader range of treatments.

On this full-day agenda we will review pharmacology, application of the botulinum toxin treatments, specific techniques for each advanced area, and reviewing the newest toxins, along with complications management and clinical demonstrations on live patients. We will explore advanced uses of toxin treatment outside the 'three areas'. We will also address the business side of aesthetic medicine, how to build a patient list, and provide a guide on how to integrate these advanced treatments effectively and safely in your own practice.



Dr Gabriel Krastl

Chair, Department of Conservative Dentistry and Periodontology, Center of Dental Traumatology, University Hospital of Würzburg

Management of challenging trauma cases: thinking beyond the guidelines

Traumatic dental injuries (TDIs) are often complex, requiring in-depth knowledge of the physiological and pathological responses of the affected tissues. While recent guidelines offer valuable, structured guidance for managing most TDIs, they may fall short in complex cases or those with severe late sequelae, where clear treatment recommendations are less defined. This lecture will present a series of challenging cases, exploring treatment options based on the best available evidence.

Restoration of endodontically treated teeth: key to long-term success

An adhesive, bacteria-tight coronal restoration is essential in endodontic treatment and should be placed promptly. The definitive restoration should enhance the fracture resistance of the often structurally compromised root canal-treated tooth, ensuring long-term stability. A post in the root canal is only necessary with significant substance loss, particularly in anterior teeth and premolars, while molars can typically be restored without a post. When indirect restorations are indicated, partial crowns are preferred to preserve as much healthy tooth structure as possible.



Dr Marc Leffler

DDS

Dental lead, Medpro (Medisec)

Disasters in dentistry: when the unthinkable happens

This presentation begins with a brief, basic definition of dental malpractice, to provide the attendee with background legal principles, and then transitions into several 'disaster' dental claims, one each in the categories of pre-operative, intra-operative, and postoperative errors, with their associated clinical complications. Risk management considerations will be included to assist dentists in preventing the types of results that commonly lead to dental malpractice claims.



Prof. Mike Lewis

Emeritus Professor of Oral Medicine, Cardiff University

Ten top tips for oral medicine

This presentation will cover oral mucosal disorders and forms of orofacial pain that are seen frequently in primary dental care. The material will be delivered in a self-assessed, interactive quiz style that will allow participants to gain an appreciation of their knowledge of oral medicine.

Learning outcomes:

- improved recognition of the clinical features and symptoms of a range of oral medicine conditions; and,
- apply knowledge of oral disease and orofacial pain to enhance patient management and ultimately improve clinical outcome.



Dr Jeroen Liebrechts

MD DDS PhD

Oral and maxillofacial surgeon,

Radboud University Medical Center and Private Practice (Expertise Kliniek voor Implantologie Grave)

Functional and dental rehabilitation after facial trauma

Dentistry is undergoing a digital revolution, with 3D imaging and digital technology playing a pivotal role in oral implantology and restorative dentistry. Effective treatment of severe orofacial trauma requires a multidisciplinary approach, now greatly enhanced by 3D digital planning. But what does this mean for the patient and treatment outcomes? Using complex trauma cases, including that of cyclist Fabio Jakobsen, this presentation explores holistic treatment planning, digital smile design (DSD), and 3D workflow. It highlights the importance of shared decision-making and teamwork in achieving optimal results for patients with severe dentoalveolar trauma.



Mr Craig Mallorie

Specialist oral surgeon,

Wales

Oral surgery – tips and tricks from the coalface

In an effort to try and make the life of a GDP doing oral surgery procedures easier, this presentation will share tips and tricks that Mr Mallorie has picked up from nearly two decades of experience working in the field of oral surgery.

Demystifying implant-retained dentures – from placement to prosthesis

Mr Mallorie will be sharing with us nearly two decades of experience in the field of providing implant-retained dentures. He will be covering both the theory behind planning the cases, and the surgical and prosthetic steps. Implant-retained dentures can be a fantastic treatment solution for those patients struggling with loose conventional dentures who perhaps do not have the finances, or bone availability, to have conventional fixed-implant treatment.



Prof. Gerry McKenna

Consultant in Restorative Dentistry and Prosthodontics, Queens University Hospital, Belfast

Oral care and the geriatric patient

During this lecture Gerry will discuss the clinical management of older adults, including the supporting clinical evidence base. The topics to be discussed will include:

1. The changing patterns in oral health among older adults.
2. The challenges of preventing and managing caries in older adults, particularly those dependent on others for care.
3. The options available for replacing missing natural teeth in older adults.

Learning objectives

Following this presentation, delegates should be able to:

1. Work in partnership with their patients to plan appropriate preventive regimes.
2. Use evidence-based approaches to manage caries in partially dentate older adults.
3. Consider the most appropriate tooth replacement options for older adults.



Dr Mary O'Keeffe

Specialist orthodontist, Waterford

Interceptive orthodontics

The aim of the lecture is to focus on indications and contraindications for effective interception of malocclusions, but also to show and discuss a different method of early treatment. This involves moving the permanent teeth, or inducing their correct eruption, without physically touching them. Correct timing is fundamental to optimise the efficiency of this treatment. Furthermore, treatment can be carried out with minimal compliance from the patient.

Learning objectives:

1. Learn a method for treatment of the mixed dentition to correct malocclusion in a predictable way, with little patient co-operation and no risk of damaging permanent teeth.
2. Understand the indications, goals and effective procedures of early treatment.



Dr Isabel Olegário

Senior Lecturer – Royal College Surgeons in Ireland (RCSI), Paediatric Dentistry

Contemporary caries management

Learning objectives

To be knowledgeable of:

- dental caries: disease versus lesion;
- caries diagnosis (ICDAS/CCI);
- minimum intervention dentistry (MID); and,
- current consensus on when to intervene in the caries process.



Dr Rory O'Reilly

General dental associate, London

Evidence-based burnout part two: what are the solutions?

Synopsis and learning objectives

This lecture presents the second instalment of a two-part series on burnout in dentistry; the first was presented towards the end of 2024 as part of the IDA's online lectures. Both portions focus on how burnout has been treated in the literature, aiming to disentangle the construct from what appears in the media and popular culture. The central aim of part two is to explore solutions that have been proposed for burnout in dentistry, and healthcare workers more broadly. While the emphasis will be on existing literature, the lecture will also feature an editorial-style commentary from Dr O'Reilly, contextualising research findings with the day-to-day experiences of dental practice.

The learning objectives are to better understand:

- how can burnout be prevented?; and,
- how can existing burnout be addressed in myself and in my team?



Dr Rikin Parekh

GDP & Medical Director of Avanti Aesthetics Clinic, London.

Under-eye hollowing, wrinkles and dark circles: a holistic approach to periorbital rejuvenation

Natural lip aesthetics: an anatomical approach to peri-oral rejuvenation



Dr Sarah Kate Quinlivan

Medical aesthetics and founder SK/N D6

Facial aesthetics – advanced toxin treatments

This course is aimed at practitioners who have completed foundation botulinum toxin type A training, and who are looking to update and advance their knowledge and skills, and provide a broader range of treatments.

On this full-day agenda we will review pharmacology, application of the botulinum toxin treatments, specific techniques for each advanced area, and reviewing the newest toxins, along with complications management and clinical demonstrations on live patients. We will explore advanced uses of toxin treatment outside the 'three areas'. We will also address the business side of aesthetic medicine, how to build a patient list, and provide a guide on how to integrate these advanced treatments effectively and safely in your own practice.

Communications, patient management and business aspects of aesthetic medicine



Dr Raj Rattan

Director, Dental Protection

Business ethics – the challenges of running a clinical business

Mind the gap – communication skills for dental nurses



Dr Ann Spolarich

RDH PHD

Managing patients with polypharmacy

Patients of all ages present to the dental setting with polypharmacy and polyherbacy. This programme will review risk factors for polypharmacy, health risks associated with medication complexity, and strategies to improve collaborative care communications between patients and dental and medical providers to reduce the likelihood of medication errors. Specific populations for whom polypharmacy poses significant risks will be identified. Dental practice recommendations for managing affected individuals safely will be presented.

Risks and benefits of dietary supplement use

The purpose of this course is to provide oral healthcare professionals with current information about the assessment, treatment and management of clients taking selected vitamins, minerals and herbal supplements. Specific course content will focus on current knowledge of the risks and benefits of supplements, with a focus on supplements of specific relevance to dentistry.



Dr Dallas Walker

Aesthetic practitioner,
Dublin

Chin and jaw augmentation

The multimodal approach to augmenting the chin and jawline across various patient demographics and ages. The presentation will discuss the use of dermal fillers, botulinum toxin, and energy-based devices such as FaceTite, quantum radiofrequency, and radiofrequency microneedling. Also covered is the role of threads and surgical options to ensure a comprehensive overview of treatment possibilities.



Dr Hannah Walsh

Specialist in Paediatric Dentistry,
Blackpool Teaching Hospitals, NHS

"Say cheeeeeese" – management of molar-incisor hypomineralisation for the general dental practitioner

This lecture is aimed at dentists and dental care professionals treating paediatric patients with molar-incisor hypomineralisation (MIH). It will provide an update on current guidelines and effective strategies for managing the condition. The lecture aims to help identify MIH from other dental anomalies and explores various treatment options, and will include lots of practical clinical tips in managing these difficult teeth.

Learning objectives:

- to learn to diagnose anomalies of first permanent molars;
- to recognise when molars are of a poor prognosis;
- to update knowledge and guidance for restoring compromised first permanent molars; and,
- treatment planning the loss of first permanent molars.



Dr Edel Woods

Dentist and aesthetic practitioner,
ORA Skin Clinic

A new era in dentistry: the shift from dermal fillers to skin health

Aesthetic practice is undergoing a transformation of its own. The focus is no longer on masking the signs of ageing and temporary solutions like dermal fillers but on building long-term skin health from within. Modern aesthetic practice focuses on regenerative treatments designed to harness and promote the body's natural ability to heal, repair and renew. Central to this is boosting the skin's ability to produce collagen. From lasers to microneedling and hyaluronic acid to polynucleotides, the exciting realm of collagen boosting is ever expanding and catering to the growing demand for more sophisticated, less invasive solutions.

Learning objectives:

- understand the categories of collagen-boosting treatments available;
- understand the mechanism of action for the various injectable collagen-boosting treatments;
- highlight the evidence for the most popular injectable collagen-boosting treatments; and,
- tips for incorporating collagen-boosting treatments into your practice.

An evening in Kilkenny's Medieval Museum


Thursday, May 15, 7.00pm



Travel by coach into the heart of the Marble City to the beautiful venue of the Medieval Museum. Guests will experience 800 years of history under one roof. Ireland's finest example of a medieval church, the site has been lovingly restored in recent years.

Guests will be treated to pre-dinner drinks, followed by dinner, wine and entertainment. All are welcome to attend. Tickets must be purchased in advance – €65 per person. Due to space, tickets are limited, so please book early.

Discover all these new VOCO products



Grandioso
Unlimited

MTA vpt

VOCO
Profluorid® Varnish + BioMin®

Bifix Veneer LC

Grandio disc
multicolor

Clip F
fluorescent

Bifix Temp
fluorescent

VOCO
Perfect Protect

www.voco.dental

VOCO
THE DENTALISTS

VOCO GmbH · Anton-Flettner-Straße 1-3 · 27472 Cuxhaven · Germany · Freecall 00 800 44 444 555

DR JOE MOLONEY AWARD

The Dr Joe Moloney Award is awarded to an outstanding Irish presenter/lecturer at our Conference each year and is chosen by the delegates. The winner of the Award, which is sponsored by the Dental Health Foundation, will be chosen on the week after the Conference via online survey. All delegates will get a chance to nominate their presenter of choice.



Dr Donal Blackwell (second left) receiving the Moloney Award for 2024 with Dr Rory Boyd, IDA President (left), Dr Paddy Crotty, DHF, and Orla Kennedy, DHF.

In top form for 60 years
Celebrating the number 1
disinfectant for suction systems

1965 2025

Celebrate with us and win a team event!
duerrdental.com/orotol

DÜRR DENTAL
 THE BEST, BY DESIGN

Nobel Biocare™

Your ZÜRICH Digital Day

Experience the future of digital dentistry

An immersive customised experience at Nobel Biocare's Dental Experience Center in Zurich, charting the digital workflow of Nobel Biocare, to understand how digital tools could benefit your day-to-day practice.

13-14 November, 2025
 Hosted by Dr. Robin Horton

Scan for more information on this course and our other training & education offerings.

IDA
 irish dental association

Omega Financial Management

For best advice in

INCOME PROTECTION AND PENSIONS

Serving dentists since 2005

For more information or to request a quote:
 01 293 8554 • info@omegafinancial.ie
www.omegafinancial.ie

OFM Financial Ltd trading as Omega Financial Management, is regulated by the Central Bank of Ireland. Registered in Ireland. Reg Number 349635

Annual Conference 2025 Registration Form

All delegates must register online for the Conference.

IDA MEMBERS can register by first logging on to the members' section of the website, and then choosing BOOK CPD from the menu bar.

NON-IDA MEMBERS/TEAM MEMBERS can register by going to www.dentist.ie, clicking BOOK CPD on the menu bar, and entering your email and password.

INTERNATIONAL DELEGATES can register by firstly registering on the IDA portal:

<https://portal.irishdentalassoc.ie/Site-Access/Registration-Select>.

If you are having any difficulties, please email aoife@irishdentalassoc.ie.

PRE-CONFERENCE/HANDS-ON COURSES

			MEMBER	NON-MEMBER
Facial aesthetics	Drs Mairead Browne, Paul Kielty and Sarah Kate Quinlivan	Full-day demo/lecture	€550	€1,100
Periodontics	Dr Tim Donley	Half-day workshop (afternoon)	€295	€590
Endodontics	Drs Richard Flynn and Aisling Donnelly	Full-day hands-on course	€550	€1,100
Composites	Dr Andrew Chandrapal	Full-day hands-on course	€600	€1,200
Sleep apnoea	Prof. Ama Johal	Full-day hands-on course	€600	€1,200
Polypharmacy	Dr Ann Spolarich	Half-day lecture (afternoon)	€295	€590
Prosthetic rehabilitation masterclass	Dr Mauro Fradeani	Half-day lecture (afternoon)	€295	€590
MINST – dental hygienists	Kathryn Mayo and Siobhan Kelleher	Full-day hands-on course	€215	

MAIN CONFERENCE

	MEMBER	NON-MEMBER
Full Conference, Friday and Saturday	€400	€800
One day of Conference	€300	€600
Undergrad student	FOC	
Postgrad student	€250	€500
Dental team member	€160 covers both Friday and Saturday	

SOCIAL PROGRAMME

Thursday night dinner	€65 per person
Golf	
Wednesday	€60
Thursday	€75
Annual Dinner, Friday evening	€110 per person

The above prices are valid until April 8, after which time prices will increase by €50.

INTERNATIONAL VISITORS

If you are an international dentist and you are member of your home country's dental association, we will offer you the IDA membership rates to attend the Conference.



Accommodation in Kilkenny

Accommodation at the Conference hotel, Lyrath Estate, will be limited. Other options are available around Kilkenny. Delegates and trade sponsors will need to book their own accommodation directly with their hotel of choice.

**Most accommodation will be released in March for the hotels below.*

Lyrath Estate

Wednesday May 14, Thursday May 15, and Friday May 16:

€200 single €220 double

To book, call 056-776 0088 *Limited availability.

Kilkenny Ormonde Hotel

Thursday May 15: Single €179 Double €189

Friday May 16: Single €259 Double €269

Rooms released March 14, 2025

To book, call 056-775 0200 quoting reference 605549.


River Court Hotel

Thursday May 15: Single €175 Double €185

Friday May 16: Single €275 Double €285

Rooms released March 20, 2025

To book, call 056-772 3388 or email reservations@rivercourthotel.com and quote reference 587253.



Pembroke Kilkenny

Thursday May 15: Single €188

Friday May 16: Double €233

Rooms released by April 17.

To book, call 056-778 3500 or email reservations@pembrokekilkenny.com and quote reference 394503.

Newpark Hotel

Thursday May 15: Single €110 Double €130 Triple €150

Friday May 16: Single €180 Double €200 Triple €230

To book, call 056-776 0500 or email reservations@newparkhotel.com.

Hoban Hotel

Thursday May 15: €169

Friday May 16: 219

Rooms released April 3, 2025

To book, please click on the link [Hoban Hotel Kilkenny - Irish Dental Association](#) May 15 and 16, 2025



Kin Dental The Professionals Choice

PerioKIN Hyaluronic 1% Mouth Gel

THE 1% THAT CHANGES EVERYTHING

- Chlorhexidine DG: 0.20%
- Hyaluronic acid: 1%
- Optimal Bio-adhesiveness



Southern's new range incorporating some of the best design features from our product range into one simple system

- # Simple inventory with one size componentry fitting all diameters
- # MSc Hybrid surface to increase resistance against peri-implantitis
- # Double start thread to achieve predictable high primary stability
- # Guided and freehand surgical kit options
- # Titanium nitride coated MUAs for reduction in the formation of biofilm
- # High strength grade 4 pure Titanium for added strength

SP1

Single Platform
Implant system

Expanding
Simplicity
in Full Arch



Going Green

The world's first "green" implant, produced entirely using solar power and packaged in recyclable cardboard packaging.

Dentsply
Sirona



Primescan® 2

The first cloud-native intraoral scanning solution*

Our direct-to-cloud, wireless intraoral scanner stands for simplicity and versatility, helps you grow your practice, and deliver excellent patient care across your Implantology, Orthodontic, Restorative and Endodontic workflows.

Visit the Dentsply Sirona team at the IDA Annual Conference - Stand S4.

dentsplysirona.com

* Primescan 2 requires an active, paid subscription to DS Core®

Colgate®



NEW
FORMULA*

NEW Colgate Total®.



Extend your professional care.

3x
REDUCTION
OF BACTERIAL
BIOFILM[‡]

31%
REDUCTION
IN CALCULUS
FORMATION[‡]

34%
REDUCTION
IN GUM
PROBLEMS[§]

**Colgate Total® empowers your patients
with active prevention between visits**

The new uniquely* stabilised **stannous formula** fights
the root causes of many common oral problems.[‡]



*US Patented.
© Colgate® Brand, Toothpaste, UK, Dentist Survey 2023. To verify contact ukverification@colpal.com.
[‡]Bacterial plaque reduction, with 3 months continued use.
[§]Vs non-antibacterial fluoride toothpaste with 3 months of continued use.
[§]Vs non-antibacterial fluoride toothpaste with 6 months of continued use.

PROFESSIONAL
— ORAL HEALTH —